



04


Profilfräsen

**Fräswerkzeuge mit Bohrung, profiliert**

*Tools with bore, profiled*



**ProChipper**<sup>®</sup>




tooling systems

**8214**

## HW Fase- Abrund- Fügefräsergarnitur, verstellbar - Festbestückt

TC Jointing- bevelling- rounding cutterset, adjustable - Tipped



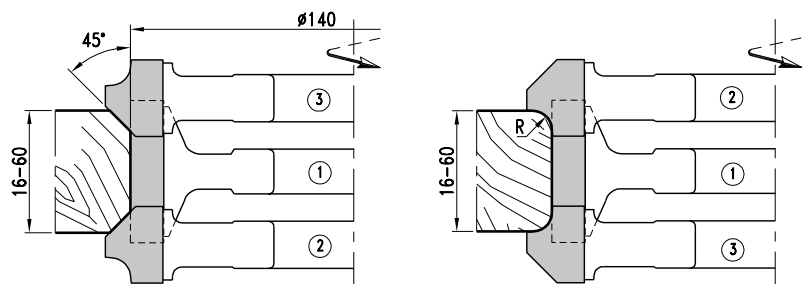
- HW-Bestückte Füge, Fase- oder Abrund- Fräser. Kombinations-Werkzeuge zum Fügen, Fasen bzw. Abrunden variabler Holzstärken für mechanischen Vorschub
- TC-Tipped Jointing, bevelling- or rounding- cutter. Combination-tools for jointing and profiling a bevel or round edge on top and bottom for mechanical feed.

**MEC HW**

Nr.	D	B	d	Z	R	n max	PG	Art. Nr.
1	140	60	30/50	3		8500	02	<b>8214.140.060</b>
2	153	18		3	5	8500	02	<b>8214.153.018</b>
3	153	18		3	5	8500	02	<b>8214.153.118</b>
1+2+3						8500	02	<b>8214.000.000</b>

**Zwischenringsatz • Spacer set**

B	PG	Art. Nr.
22	02	<b>703.015</b>



- Einstellung der Holzstärke mit Zwischenringen. Einstellbar von 16mm - 60mm Holzstärke.
- Adjustment of wood-thickness with spacers. Adjustable from 16mm - 60mm wood-thickness.

**8284**

## HW Abrund- und Fügefräsergarnitur verstellbar - Festbestückt

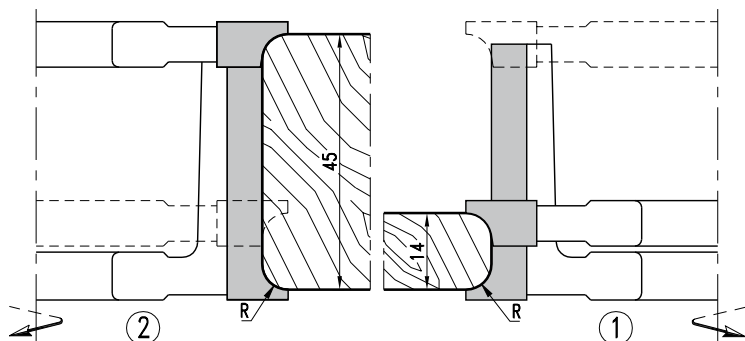
TC Jointing- rounding cutterset, adjustable - Tipped



- HW-Bestückte Füge- Abrund- Fräser. Kombinations-Werkzeuge zum Fasen bzw. Abrunden variabler Holzstärken für mechanischen Vorschub
- TC-Tipped Jointing- rounding- cutter. Combination-tools for jointing and profiling a bevel or round edge on top and bottom for mechanical feed.

**MEC HW**

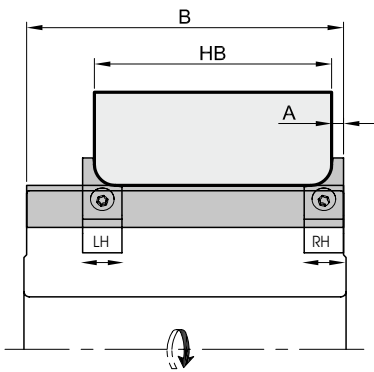
Nr.	D	d	Z	R	n max	PG	Art. Nr.
1	140	50	4	3	9500	02	<b>8284.140.003</b>
1		50	4	5	9500	02	<b>8284.140.005</b>
1		50	4	8	9500	02	<b>8284.140.008</b>
2		50	4	3	9500	02	<b>8284.140.103</b>
2		50	4	5	9500	02	<b>8284.140.105</b>
2		50	4	8	9500	02	<b>8284.140.108</b>



- Einstellung der Holzstärke mit Zwischenringen. Einstellbar von 14mm - 45mm Holzstärke
- Adjustment of wood-thickness with spacers. Adjustable from 14mm - 45mm wood-thickness.

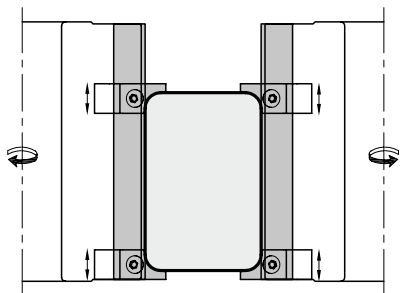
**120****ProChipper®**

www.pro-lock.de



	HB min	HB max	A
R2-6/45°	17	B-14	7
R8-10/45°	22	B-9	4,5

- Verstellbarkeit der Holzstärke
- Adjustment of wood thickness



- Werkzeugsystem für CentroLock-Wendemesser mit verschiebbaren Zusatzschneiden/Gleitschuhen zum Abrunden oder Anfasen. Zusatzschneiden verfügbar zum Abrunden R=2 bis R=10 bzw. 45° Anfasen. Einstellung der abzurundenden Holzbreite über Verschieben der Gleitschuhe auf metrischer Laserskala.
- Lieferung Hobelkopf erfolgt inkl. HS-CentroLock Wendemessern. Rundungs-Fasemesser bitte nach Bedarf bestellen (nicht beinhaltet).
- Toolsystem for CentroLock knives with moveable sliding blocks and rounding- or chamfering-knives. Available standard moveable knives to round from R=2 to R=10 or to chamfer 45°. Adjustment of woodwidth by moving the sliding block with knife or lasermarked metric scale.
- Planerhead supplied with HS-CentroLock knives. Please order additional sliding blocks and needed rounding-bevelling knives (not included).

D	B	d	Z	C	n max	PG	MEC		Art. Nr.
							HW	HS	
125	130	40	2	2+2	9000	02			<b>1214.125.130</b>
	180	40	2	2+2	9000	02			<b>1214.125.180</b>
	240	40	2	2+2	9000	02			<b>1214.125.240</b>

Auslieferung ohne Rundungs-/Fasemesser • Tipped without rounding/bevelling knives

Wechselmesser/Ersatzteile • Reversible knives/Spare parts						HW
	R/45°	Dim.	PG	Art. Nr. RH	Art. Nr. LH	
Radius-Fasemesser	2	15x20x2	02	<b>765.587.02</b>	<b>765.587.12</b>	
Rounding/bevelling knives	3	15x20x2	02	<b>765.587.03</b>	<b>765.587.13</b>	
	4	15x20x2	02	<b>765.587.04</b>	<b>765.587.14</b>	
	5	15x20x2	02	<b>765.587.05</b>	<b>765.587.15</b>	
	6	15x20x2	02	<b>765.587.06</b>	<b>765.587.16</b>	
	45°	15x20x2	02	<b>765.587.45</b>	<b>765.587.55</b>	
	8	15x23x2	02	<b>765.587.08</b>	<b>765.587.18</b>	
	10	15x23x2	02	<b>765.587.10</b>	<b>765.587.20</b>	
	45°	15x23x2	02	<b>765.587.46</b>	<b>765.587.56</b>	

Radius-Fasemesser zur Montage an Gleitschuhen • Rounding/bevelling knives to mount on sliding blocks

Gleitschuhe • Sliding blocks					
	R/45°	PG	Art. Nr. RH	Art. Nr. LH	
	2-6/45°	02	<b>709.587.11</b>	<b>709.587.01</b>	
	8-10/45°	02	<b>709.587.12</b>	<b>709.587.02</b>	

Wendehobelmesser • Planer knives					HS	HW
	Dim.	PG	Art. Nr. RH	Art. Nr. LH		
CentroLock HS/HW Hobelmesser	130x16x3	02	<b>776.130.016</b>	<b>796.130.016</b>		
CentroLock HS/HW planer knife	180x16x3	02	<b>776.180.016</b>	<b>796.180.016</b>		
	240x16x3	02	<b>776.240.016</b>	<b>796.240.016</b>		



**3111****HS/HW Hydro Profilfräser - Festbestückt***HS/TC Hydro Profile cutter - Tipped*

Riffel-Profilbeispiel am Hydrofräser  
*Example of a profiled hydro cutter*

**MEC**

- Hydro-Profilhobelwerkzeuge mit hochgenauer zentrischer Hydrospannung für erhöhte Rundlaufgenauigkeit. Profilierung der festbestückten Hydroausführung mit Schneiden aus HSS bzw. HM nach Kundenwunsch. Diese Werkzeugsysteme führen zu einem gleichmäßigen, fast messerschlagfreiem Hobelbild. Möglichkeit der engen Verzahnung durch festbestückte Ausführung, führt zu erhöhter Produktivität bei großen Vorschubgeschwindigkeiten.
- *Hydro-Profileplanerheads with highly accurate concentric clamping gives finishes almost free from cuttermarks. Profiling of tipped hydrocutters with HSS- or HM-knives on customers request. The design of this tipped tool systems provide an opportunity for a high number of tips.*

**4869****HW Füge- Fase- Radienfräser, verstellbar - Wendemesser***TC Jointing, bevelling- and rounding cutterset, adjustable - Reversible knife*

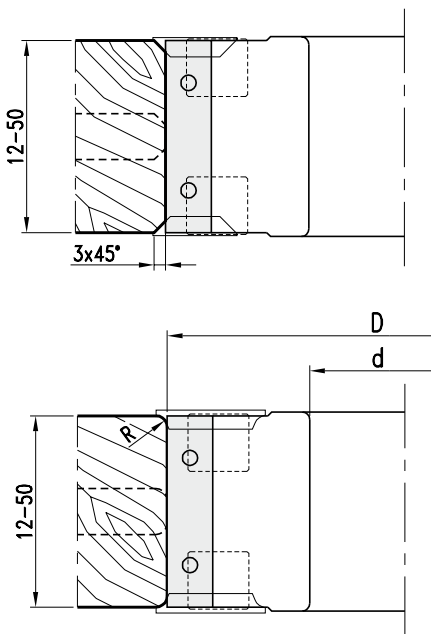
- Fasefräser für Handvorschub. WP-Fase- oder Abrundfräser. Werkzeug zum Fügen, Fasen bzw. Abrunden variabler Holzstärken für manuellen Vorschub. Die Einstellung der zu rundenden bzw. anzufasenden Holzstärke erfolgt über an Skala verschiebbaren Messerträgern. Einstellbar von 12mm - 50mm Holzstärke.
- *Bevelling cutter with reversible knives for manual feed. TC- bevelling- or rounding- cutter with reversible knives. Tool for jointing and profiling a bevel or round edge on top and bottom for manual feed. Adjustment of wood-thickness with knife-holder on lasermarked scale. For wood-thickness from 12mm to 50mm.*

**MAN HW**

D	B	d	Z	C	n min -n max	PG	Art. Nr.
---	---	---	---	---	--------------	----	----------

125	50	40/50	4	4	6200-10600	02	<b>4869.125.050</b>
-----	----	-------	---	---	------------	----	---------------------

Auslieferung mit Kantenrunder R=3 • *Cutterheads supplied with rounding blade R=3*

**Wendemesser/Ersatzteile • Reversible knives/Spare parts**

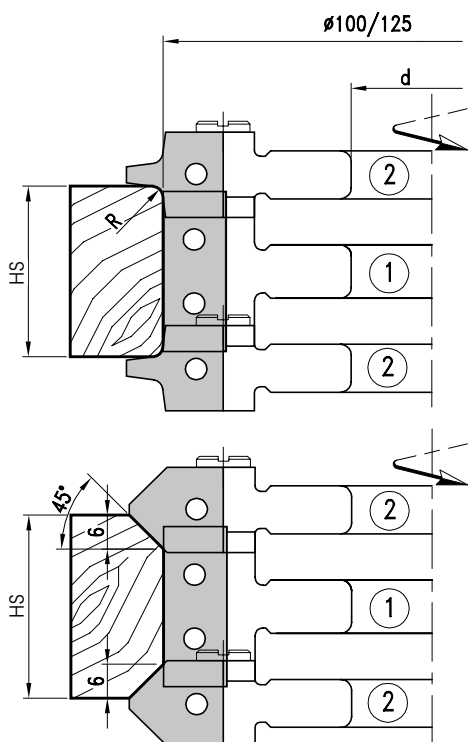

	Dim.	PG	Art. Nr.
Wendemesser • <i>Reversible knife</i>	50x12x1,5	02	<b>750.106</b>
Spannkeil • <i>Clamping wedge</i>		02	<b>707.002.48</b>
Gewindestift • <i>Screw</i>	M8x16	02	<b>705.542</b>
Fasemesser • <i>Chamfering knife</i>	45°	02	<b>780.260</b>
Kantenrunder • <i>edge rounding knife</i>	R=2	02	<b>780.250</b>
	R=3	02	<b>780.251</b>
Spannschraube • <i>Screw</i>	M5x13,5	02	<b>705.318</b>
Gewindestift • <i>Screw</i>	M5x12	02	<b>705.523</b>
Sechskantschlüssel • <i>T Wrench</i>	SW2,5 (M5)	02	<b>706.102</b>
	SW4 (M8)	02	<b>706.104</b>

**122****ProChipper®**

www.pro-lock.de

# 5214

## HW Fase- Abrund- Fügefräsergarnitur, verstellbar - Wendemesser TC Jointing- bevelling- rounding cutterset, adjustable - Reversible knife



- WP-Füge- Fase- oder Abrund- Fräser. Kombinations-Werkzeuge zum Fasen bzw. Abrunden variabler Holzstärken für mechanischen Vorschub
- TC-Jointing-, bevelling- or rounding- cutter with reversible knives. Combination-tools for jointing and profiling a bevel or round edge on top and bottom for mechanical feed.

**MEC HW**

Nr.	D	B	d	Z	PG	Art. Nr.
1	100	30	30	2	02	<b>5214.100.030</b>
1		50		2	02	<b>5214.100.050</b>
1	125	30	40/50	3	02	<b>5214.125.030</b>
1		50		3	02	<b>5214.125.050</b>

**MEC HW**

Nr.	D	B	d	Z	R	PG	Art. Nr.
2	113	16	30	2	2,3,4,5,6 / 45°	02	<b>5214.113.016 ●</b>
2	137	16	40/50	3	2,3,4,5,6 / 45°	02	<b>5214.137.016 ●</b>
2	146	25	40/50	3	8,10 / 45°	02	<b>5214.146.025 ●</b>

- Ohne Wendemesser. Bitte Wendemesser und Zwischenringsätze mitbestellen
- Cutterheads without knives. Please order reversible knives and spacer sets additional

- Einstellung der Holzstärke mit Zwischenringen. Einstellbare Holzstärken sind:
- Adjustment of wood-thickness with spacers. Adjustable wood-thickness:

D100/D113 B30 Z=2 R2-6 bzw. 45° → Holzstärke 12-39 mm  
 D100/D113 B50 Z=2 R2-6 bzw. 45° → Holzstärke 16-60 mm  
 D125/D137 B30 Z=3 R2-6 bzw. 45° → Holzstärke 12-39 mm  
 D125/D137 B50 Z=3 R2-6 bzw. 45° → Holzstärke 16-60 mm  
 D125/D146 B30 Z=3 R8-10 bzw. 45° → Holzstärke 20-47 mm  
 D125/D146 B50 Z=3 R8-10 bzw. 45° → Holzstärke 20-67 mm

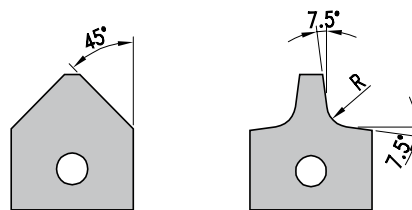
### Wendemesser/Ersatzteile • Reversible knives/Spare parts

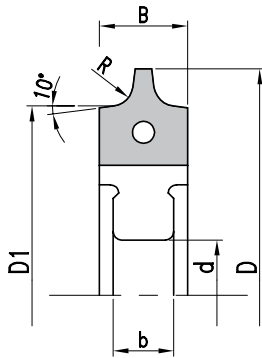
	Dim.	R	PG	Art. Nr.
Wendemesser • Reversible knife	30x12x1,5		02	<b>750.104</b>
	50x12x1,5		02	<b>750.106</b>
Wechselmesser • Reversible knife	16x17,5x2	R2	02	<b>765.101</b>
	16x17,5x2	R3	02	<b>765.102</b>
	16x17,5x2	R4	02	<b>765.103</b>
	16x17,5x2	R5	02	<b>765.104</b>
	16x17,5x2	R6	02	<b>765.105</b>
	25x25x2	R8	02	<b>765.107</b>
	25x25x2	R10	02	<b>765.109</b>
	16x17,5x2	7x45°	02	<b>765.501</b>
	25x25x2	10x45°	02	<b>765.502</b>
Spannkeil • Clamping wedge	B30		02	<b>707.001.28</b>
	B50		02	<b>707.001.48</b>
		R2-6 / 45°	02	<b>707.155</b>
		R8-10 / 45°	02	<b>707.280</b>
Gewindestift • Screw	M6x10	R2-6 / 45°	02	<b>705.532</b>
	M8x12	R8-10 / 45°	02	<b>705.541</b>
Sechskantschlüssel • T Wrench	SW3 (M6)		02	<b>706.103</b>
	SW4 (M8)		02	<b>706.104</b>

	Nr.1 (B 30)		Nr.1 (B 50)	
	HS min-max	2 x (1)	HS min-max	2 x (1)
<b>R2-6/45°</b>	12-39	703.009	16-60	703.015
<b>R8-12/45°</b>	20-47	703.010	20-67	703.012

(1) Verstellbarkeit der Holzstärke, Art. Nr. Zwischenringsatz • Adjustment of wood thickness (HS), Art. Nr. spacer set

- RPM D 100-113 n max 11800
- D 125-137 n max 9100
- D 125-146 n max 9100





- WP-Abrundfräser zum Abrunden der Anleimerkante an Kantenbearbeitungsanlagen mit mechanischem Vorschub.
- TC-Rounding-cutter with reversible knives. For rounding edge bandings on edge processing units with mechanical feed.

**MEC** **HW**

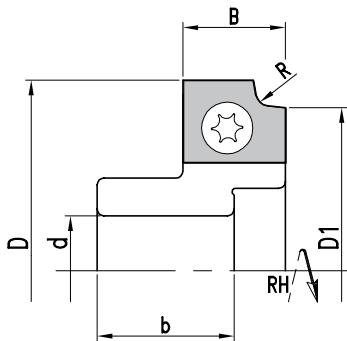
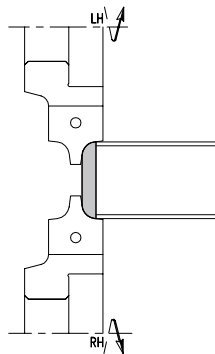
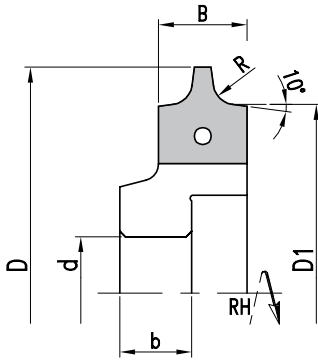
D	D1	B/b	d	DKN	R	Z	n max	PG	Art. Nr.
<b>Homag - Gabbiani - Ott</b>									
73	61,0	16/11	16	5x2,3	2	3	18000	02	<b>5114.073.002</b>
	61,0	16/11	16	5x2,3	3	3	18000	02	<b>5114.073.003</b>
	61,0	16/11	16	5x2,3	4	3	18000	02	<b>5114.073.004</b>
	61,0	16/11	16	5x2,3	5	3	18000	02	<b>5114.073.005</b>
<b>HolzHer</b>									
73	61,0	16/11	20	6x3,5	2	3	18000	02	<b>5114.173.002</b>
	61,0	16/11	20	6x3,5	3	3	18000	02	<b>5114.173.003</b>
	61,0	16/11	20	6x3,5	4	3	18000	02	<b>5114.173.004</b>
	61,0	16/11	20	6x3,5	5	3	18000	02	<b>5114.173.005</b>
<b>IDM</b>									
73,3	61,3	16/10	16	5x2,3	2	3	18000	02	<b>5114.273.002</b>
	61,3	16/10	16	5x2,3	3	3	18000	02	<b>5114.273.003</b>
	61,3	16/10	16	5x2,3	4	3	18000	02	<b>5114.273.004</b>
	61,3	16/10	16	5x2,3	5	3	18000	02	<b>5114.273.005</b>
<b>IMA - Wilmsmeyer</b>									
82	70,0	16/11	20	6x3,5	2	4	18000	02	<b>5114.082.002</b>
	70,0	16/11	20	6x3,5	3	4	18000	02	<b>5114.082.003</b>
	70,0	16/11	20	6x3,5	4	4	18000	02	<b>5114.082.004</b>
	70,0	16/11	20	6x3,5	5	4	18000	02	<b>5114.082.005</b>

#### Wendemesser/Ersatzteile • Reversible knives/Spare parts

	Dim.	R	PG	Art. Nr.
Wendemesser • Reversible knife	16x17,5x2	R 2	02	<b>765.101</b>
	16x17,5x2	R 3	02	<b>765.102</b>
	16x17,5x2	R 4	02	<b>765.103</b>
	16x17,5x2	R 5	02	<b>765.104</b>
Spannkeil • Clamping wedge			02	<b>707.155</b>
Gewindestift • Screw	M6x12		02	<b>705.533</b>
Sechskantschlüssel • T Wrench	SW3		02	<b>706.103</b>



- WP-Abrundfräser zum Abrunden der Anleimerkante an Kantenbearbeitungsanlagen mit mechanischem Vorschub.
- TC-Rounding-cutter with reversible knives. For rounding edge bandings on edge processing units with mechanical feed.



										MEC	HW
D	D1	B/b	d	DKN	R	Z	n max	PG	Art. Nr. RH	Art. Nr. LH	
<b>IMA</b>											
82	70	16/13	20	6x3,5	2	4	18000	02	<b>5174.082.002</b>	<b>5174.082.102</b>	
	70	16/13	20	6x3,5	3	4	18000	02	<b>5174.082.003</b>	<b>5174.082.103</b>	
	70	16/13	20	6x3,5	4	4	18000	02	<b>5174.082.004</b>	<b>5174.082.104</b>	
	70	16/13	20	6x3,5	5	4	18000	02	<b>5174.082.005</b>	<b>5174.082.105</b>	

#### Wendemesser/Ersatzteile • Reversible knives/Spare parts

	Dim.	R	PG	Art. Nr.
Wendemesser • Reversible knife	16x17,5x2	R 2	02	<b>765.101</b>
	16x17,5x2	R 3	02	<b>765.102</b>
	16x17,5x2	R 4	02	<b>765.103</b>
	16x17,5x2	R 5	02	<b>765.104</b>
Spannkeil • Clamping Wedge			02	<b>707.155</b>
Gewindestift • Screw	M6x12		02	<b>705.533</b>
Sechskantschlüssel • T Wrench	SW3		02	<b>706.103</b>

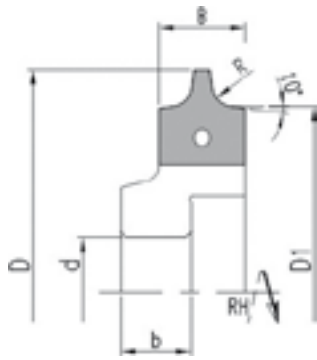
- WP-Abrundfräser zum Abrunden der Anleimerkante an Kantenbearbeitungsanlagen mit mechanischem Vorschub.
- TC-Rounding-cutter with reversible knives. For rounding edge bandings on edge processing units with mechanical feed.

										MEC	HW
D	D1	B/b	d	DKN	R	Z	n max	PG	Art. Nr. RH	Art. Nr. LH	
<b>SCM</b>											
55,5	47,5	15/20	20	6x3,5	1,0	2	18000	02	<b>5174.056.001</b>	<b>5174.056.101</b>	
	47,5	15/20	20	6x3,5	1,5	2	18000	02	<b>5174.056.002</b>	<b>5174.056.102</b>	
	47,5	15/20	20	6x3,5	2,0	2	18000	02	<b>5174.056.202</b>	<b>5174.056.302</b>	
	47,5	15/20	20	6x3,5	2,5	2	18000	02	<b>5174.056.003</b>	<b>5174.056.103</b>	
	47,5	15/20	20	6x3,5	3,0	2	18000	02	<b>5174.056.203</b>	<b>5174.056.303</b>	

#### Wendemesser/Ersatzteile • Reversible knives/Spare parts

	Dim.	R	PG	Art. Nr.
Wendemesser • Reversible knife	15x12x1,5	R 1,0	02	<b>765.200</b>
	15x12x1,5	R 1,5	02	<b>765.201</b>
	15x12x1,5	R 2,0	02	<b>765.202</b>
	15x12x1,5	R 2,5	02	<b>765.203</b>
	15x12x1,5	R 3,0	02	<b>765.204</b>
Torx Schrauben • Screw	M3,5x7,5		02	<b>705.352</b>
Torx-Schlüssel • T Wrench	T15		02	<b>706.302</b>



**5174****HW Kantenradienfräser - Wendemesser***TC Radiuscutter for edgebanding machine - Reversible knife*

- WP-Abrundfräser zum Abrunden der Anleimerkante an Kantenbearbeitungsanlagen mit mechanischem Vorschub.
- TC- Rounding- cutter with reversible knives. For rounding edge bandings on edge processing units with mechanical feed.

**HW**

D	B/b	d	DKN	R	Z	n max	PG	Art. Nr. RH	Art. Nr. LH
<b>Biese</b>									
70	16/19	16	5x2,3	2	6	18000	02	<b>5174.070.002</b>	<b>5174.070.102</b>
70	16/19	16	5x2,3	3	6	18000	02	<b>5174.070.003</b>	<b>5174.070.103</b>
70	16/19	16	5x2,3	4	6	18000	02	<b>5174.070.004</b>	<b>5174.070.104</b>
70	16/19	16	5x2,3	5	6	18000	02	<b>5174.070.005</b>	<b>5174.070.105</b>

**Wendemesser/Ersatzteile • Reversible knives/Spare parts**

	Dim.	R	PG	Art. Nr.
Wendemesser • Reversible knife	16x17,5x2	R 2	02	<b>765.101</b>
	16x17,5x2	R 3	02	<b>765.102</b>
	16x17,5x2	R 4	02	<b>765.103</b>
	16x17,5x2	R 5	02	<b>765.104</b>
Spannkeil • Clamping Wedge			02	<b>707.155</b>
Gewindestift • Screw	M6x12		02	<b>705.533</b>
Sechskantschlüssel • T Wrench	SW3		02	<b>706.103</b>

**5174****HW Kantenradienfräser - Wendemesser***TC Radiuscutter for edgebanding machine - Reversible knife*

- WP-Multi-Abrundfräser für unterschiedliche Radien beim Abrunden der Anleimerkante an Kantenbearbeitungsanlagen mit mechanischem Vorschub.
- TC- Multi-rounding- cutter for different radii with reversible knives. For rounding edge bandings on edge processing units with mechanical feed.

**HW**

D	B	d	DKN	R	Z	n max	PG	Art. Nr. RH	Art. Nr. LH
75	25	20	6x3,5	1,5/2/3	4	18000	02	<b>5174.075.002</b>	
<b>5174.075.102</b>									

**Wendemesser/Ersatzteile • Reversible knives/Spare parts**

Wendemesser • Reversible knife	25x18,5x2	R 1,5/R2/R3	02	<b>765.112</b>
Spannkeil • Clamping wedge			02	<b>707.557.01</b>
Gewindestift • Screw	M6x12		02	<b>705.533</b>
Sechskantschlüssel • T-Wrench	SW3		02	<b>706.103</b>

**126****ProChipper®**

www.pro-lock.de





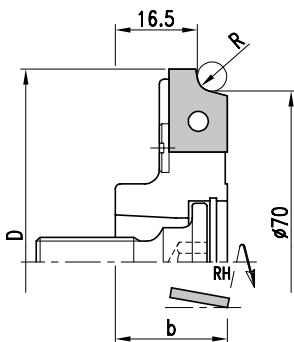
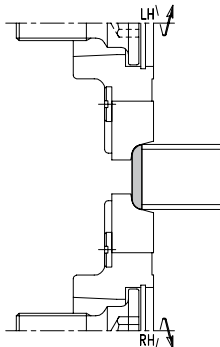
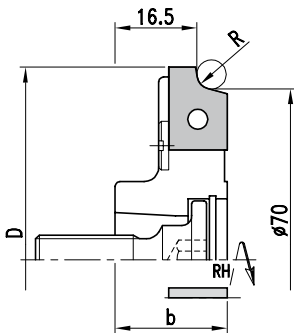
- WP-Abrundfräser mit HSK25R Aufnahme zum Abrunden der Anleimerkante an Kantenbearbeitungsanlagen mit mechanischem Vorschub.
- TC-Rounding-cutter with HSK25R adaptor for reversible knives. For rounding edge bandings on edge processing units with mechanical feed.

**MEC HW**

D	b	d	Z	R	n max	PG	Art. Nr. RH	Art. Nr. LH
<b>Homag - IMA</b>								
79	23	HSK25R	4	2	18000	02	<b>5112.079.002</b>	<b>5112.079.102</b>
79	23	HSK25R	4	3	18000	02	<b>5112.079.003</b>	<b>5112.079.103</b>
85	24	HSK25R	4	4	17700	02	<b>5112.085.004</b>	<b>5112.085.104</b>
85	24	HSK25R	4	5	17700	02	<b>5112.085.005</b>	<b>5112.085.105</b>

#### Wechselsmesser/Ersatzteile • Reversible knives/Spare parts

	R	Dim.	PG	Art. Nr. RH	Art. Nr. LH
Wechselsmesser • Reversible knife	2	12x17x2	02	<b>765.201</b>	<b>765.202</b>
	3	12x17x2	02	<b>765.203</b>	<b>765.204</b>
	4	12x20x2	02	<b>765.205</b>	<b>765.206</b>
	5	12x20x2	02	<b>765.207</b>	<b>765.208</b>
Spannkeil • Clamping wedge			02	<b>707.900.01</b>	<b>707.900.02</b>
Gewindestift • Screw		M6x12	02		<b>705.533</b>
Sechskantschlüssel • T Wrench		SW3	02		<b>706.103</b>
Spannschraube für • Screw for HSK25R		M10x1,25	02		<b>705.099</b>
Sechskantschlüssel • T Wrench		SW10	02		<b>706.107</b>



- Mit ziehendem Schnitt
- With axial angle

- Ausführung mit ziehendem Schnitt • With axial angle

#### Wendemesser/Ersatzteile • Reversible knives/Spare parts

	R	Dim.	PG	Art. Nr. RH	Art. Nr. LH
Wendemesser • Reversible knife	2	12x17x2	02	<b>765.209</b>	<b>765.210</b>
	3	12x17x2	02	<b>765.211</b>	<b>765.212</b>
Spannkeil • Clamping wedge			02	<b>707.902.03</b>	<b>707.902.04</b>
Gewindestift • Screw		M6x12	02		<b>705.533</b>
Spannschraube für • Screw for HSK25R		M10x1,25	02		<b>705.099</b>
Sechskantschlüssel • T Wrench		SW10	02		<b>706.107</b>

**MEC HW**

D	b	d	Z	R	n max	PG	Art. Nr. RH	Art. Nr. LH
<b>Homag - IMA</b>								
79	23	HSK25R	4	2	18000	02	<b>5112.079.202</b>	<b>5112.079.302</b>
79	23	HSK25R	4	3	18000	02	<b>5112.079.203</b>	<b>5112.079.303</b>

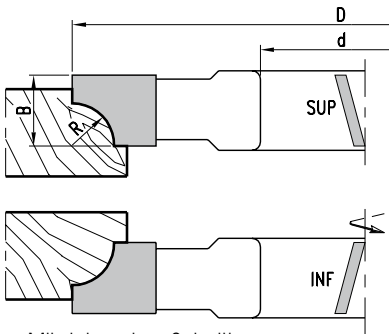




- HW- bestückter Viertelstabfräser zum Abrunden mit ziehendem Schnitt. Ausführung zum Kehlen für manuellen Vorschub. Ausführung ohne Auslauf.
- TC-Tipped quarter round cutter for rounding with axial angle. Layout for concave fillets and manual feed. Type without profile relief.

**MAN** **HW**

D	B	d	Z	R	n min -n max	PG	Art.Nr. INF.	Art. Nr. SUP.
140	12	30/50	4	5	5500-9500	02	<b>8619.140.012</b>	<b>8619.140.112</b>
	14	30/50	4	7	5500-9500	02	<b>8619.140.014</b>	<b>8619.140.114</b>
	15	30/50	4	8	5500-9500	02	<b>8619.140.015</b>	<b>8619.140.115</b>
	17	30/50	4	10	5500-9500	02	<b>8619.140.017</b>	<b>8619.140.117</b>
	19	30/50	4	12	5500-9500	02	<b>8619.140.019</b>	<b>8619.140.119</b>
	22	30/50	4	15	5500-9500	02	<b>8619.140.022</b>	<b>8619.140.122</b>
	27	30/50	4	20	5500-9500	02	<b>8619.140.027</b>	<b>8619.140.127</b>
150	33	30/50	4	25	5200-8900	02	<b>8619.150.033</b>	<b>8619.150.133</b>
160	40	30/50	4	30	4800-8300	02	<b>8619.160.040</b>	<b>8619.160.140</b>
180	50	30/50	4	40	4300-7400	02	<b>8619.180.050</b>	<b>8619.180.150</b>

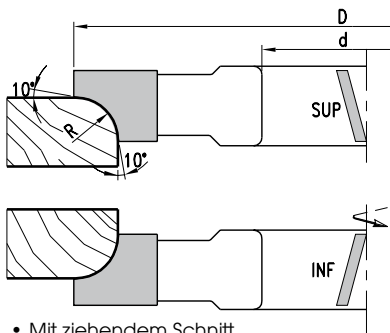


- Mit ziehendem Schnitt
- With axial angle

- HW- bestückter Viertelstabfräser zum Abrunden mit ziehendem Schnitt. Ausführung mit beidseitigem Auslauf für manuellen Vorschub
- TC-Tipped quarter round cutter for rounding with axial angle. Layout with relief for manual feed.

**MAN** **HW**

D	B	d	Z	R	n min -n max	PG	Art. Nr. INF.	Art. Nr. SUP.
140	12	30/50	4	5	5500-9500	02	<b>8619.140.212</b>	<b>8619.140.312</b>
	14	30/50	4	7	5500-9500	02	<b>8619.140.214</b>	<b>8619.140.314</b>
	15	30/50	4	8	5500-9500	02	<b>8619.140.215</b>	<b>8619.140.315</b>
	17	30/50	4	10	5500-9500	02	<b>8619.140.217</b>	<b>8619.140.317</b>
	19	30/50	4	12	5500-9500	02	<b>8619.140.219</b>	<b>8619.140.319</b>
	22	30/50	4	15	5500-9500	02	<b>8619.140.222</b>	<b>8619.140.322</b>
	27	30/50	4	20	5500-9500	02	<b>8619.140.227</b>	<b>8619.140.327</b>
150	33	30/50	4	25	5200-8900	02	<b>8619.150.233</b>	<b>8619.150.333</b>
160	40	30/50	4	30	4800-8300	02	<b>8619.160.240</b>	<b>8619.160.340</b>
180	50	30/50	4	40	4300-7400	02	<b>8619.180.250</b>	<b>8619.180.350</b>



- Mit ziehendem Schnitt
- With axial angle

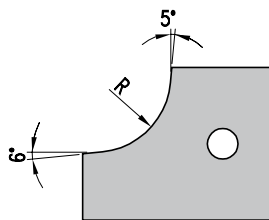
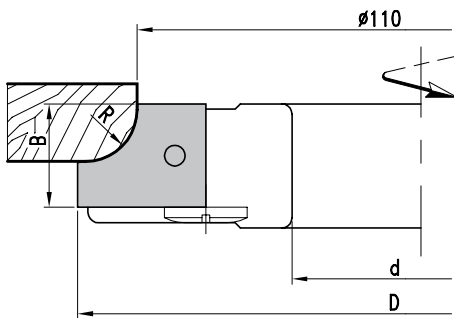
- Ausführung mit 10° Auslauf
- Type with 10° profile relief

**4119****HW Radiusfräser - Wechselmesser***TC Quarter round cutter - Reversible knife*

- WP-Abrundfräser für verschiedene Radienprofile. Ausformung des Grundkörpers eignet sich zur Verwendung unterschiedlicher Radienprofile. Ausführung für manuellen Vorschub.
- *TC-Rounding-cutter for reversible knives. The toolbody allows to hold different radius profiles. Layout for manual feed.*

**MAN HW**

D	B	d	Z	R	n min -n max	PG	Art. Nr.
125,5	20	30/50	3	5/7	6100-10500	02	<b>4119.126.020 ●</b>
132,5	20	30/50	3	8/10	5800-10000	02	<b>4119.133.020 ●</b>
141,0	25	30/50	3	12/15	5400-9400	02	<b>4119.141.025 ●</b>

● ohne Wendemesser ● *cutterheads supplied without knives***Wechselmesser/Ersatzteile • Reversible knives/Spare parts**

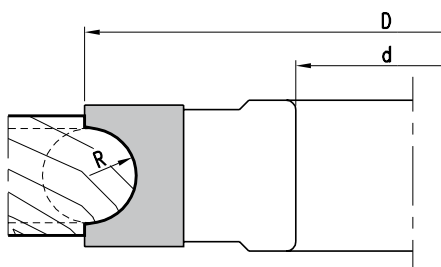
	Dim.	R	PG	Art. Nr.
Wechselmesser • <i>Reversible knife</i>	20x20x2	5	02	<b>775.201</b>
	20x20x2	7	02	<b>775.202</b>
	20x25x2	8	02	<b>775.203</b>
	20x25x2	10	02	<b>775.204</b>
	25x30x2	12	02	<b>775.205</b>
	25x30x2	15	02	<b>775.206</b>
Spannkeil • <i>Clamping wedge</i>		5/7	02	<b>707.180</b>
		8/10	02	<b>707.181</b>
		12/15	02	<b>707.182</b>
Gewindestift • <i>Screw</i>	M8x16		02	<b>705.542</b>
Sechskantschlüssel • <i>T Wrench</i>	SW4		02	<b>706.104</b>

**8119****HW Halbstabfräser - Festbestückt***TC Half round cutter - Tipped*

- HW- bestückter Halbstabfräser mit achsparallelen Schneiden. Ausführung für manuellen Vorschub
- *TC-Tipped half round cutter with straight cut. Layout for manual feed.*

**MAN HW**

D	B	d	Z	R	n min -n max	PG	Art. Nr.
140	26	30/50	4	6	5500-9500	02	<b>8119.140.026</b>
	28	30/50	4	7,5	5500-9500	02	<b>8119.140.028</b>
	30	30/50	4	10	5500-9500	02	<b>8119.140.030</b>
	40	30/50	4	12,5	5500-9500	02	<b>8119.140.040</b>
	45	30/50	4	15	5500-9500	02	<b>8119.140.045</b>
	50	30/50	4	17,5	5500-9500	02	<b>8119.140.050</b>
	55	30/50	4	20	5500-9500	02	<b>8119.140.055</b>
150	65	30/50	4	25	5200-8900	02	<b>8119.150.065</b>



- Serienartikel, kurzfristige Fertigung bei Bestellung
- *Standard article, short-time production after order*

01



02



03



04



05



06



07



08



09



10



11



**4179**

## HW Halbstabfräser - Wechselmesser

TC Half round cutter - Reversible knife



- WP-Halbstabfräser mit achparallelen Schneiden. Ausführung für manuellen Vorschub
- TC-Tipped half round cutter with reversible knives and straight cut. Layout for manual feed.

**MAN | HW**

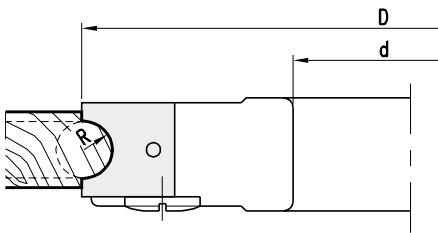
D	B	d	Z	R	n min -n max	PG	Art. Nr.
140	20	30/50	3	4/5/6	5500-9500	02	<b>4179.140.020</b> ●
	30	30/50	3	8/10	5500-9500	02	<b>4179.140.030</b> ●

- ohne Wechselmesser ● cutterheads supplied without knives

Bitte bestellen Sie mit Angabe des gewünschten Radius • Please order with needed radius

### Wechselmesser/Ersatzteile • Reversible knives/Spare parts

	Dim.	R	PG	Art. Nr.
Wechselmesser • Reversible knife	20x20x2	4	02	<b>785.761</b>
	20x20x2	5	02	<b>785.762</b>
	20x20x2	6	02	<b>785.763</b>
	30x25x2	8	02	<b>785.764</b>
	30x25x2	10	02	<b>785.765</b>
Spannkeil • Clamping wedge		4/5/6	02	<b>707.002.18</b>
		8/10	02	<b>707.812</b>
Gewindestift • Screw	M8x16		02	<b>705.542</b>
Sechskantschlüssel • T Wrench	SW4		02	<b>706.104</b>

**8184**

## HW Hohlkehlfraäser - Festbestückt

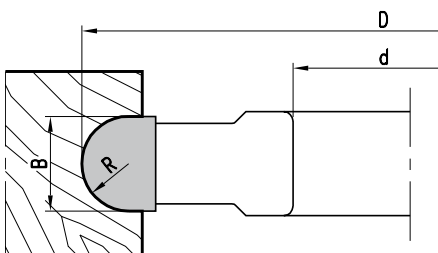
TC Half round convex cutter - Tipped



- HW- bestückter Hohlkehlfraäser mit achsparallelen Schneiden. Ausführung für manuellen Vorschub
- TC-Tipped half round convex cutter with straight cut. Layout for manual feed.

**MAN | HW**

D	B	d	Z	R	n min -n max	PG	Art. Nr.
140	5	30/50	4	2,5	5500-9500	02	<b>8184.140.005</b>
	6	30/50	4	3,0	5500-9500	02	<b>8184.140.006</b>
	8	30/50	4	4,0	5500-9500	02	<b>8184.140.008</b>
	10	30/50	4	5,0	5500-9500	02	<b>8184.140.010</b>
	12	30/50	4	6,0	5500-9500	02	<b>8184.140.012</b>
	15	30/50	4	7,5	5500-9500	02	<b>8184.140.015</b>
	20	30/50	4	10,0	5500-9500	02	<b>8184.140.020</b>
	40	30/50	4	20,0	5500-9500	02	<b>8184.140.040</b>

**130****ProChipper®**

www.pro-lock.de

**8679**

## HW Halbhohlkehlfräser - Festbestückt

TC Quarter round convex cutter - Tipped

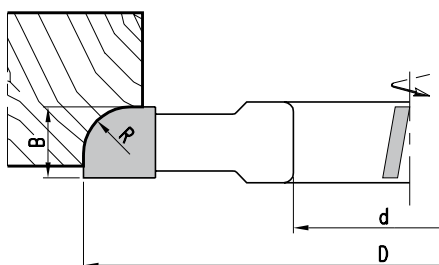


- HW- bestückter Halbhohlkehlfräser, Schneiden mit Achswinkel.  
Ausführung für manuellen Vorschub
- TC-Tipped quarter round convex cutter with axial angle. Layout for manual feed.

**MAN HW**

D	B	d	Z	R	n min -n max	PG	Art. Nr.
140	10	30/50	4	5	5500-9500	02	<b>8679.140.010</b>
	15	30/50	4	10	5500-9500	02	<b>8679.140.015</b>
	20	30/50	4	15	5500-9500	02	<b>8679.140.020</b>
	25	30/50	4	20	5500-9500	02	<b>8679.140.025</b>

- Mit ziehendem Schnitt
- With axial angle

**8719**

## HW Harzgallenfräser - Festbestückt

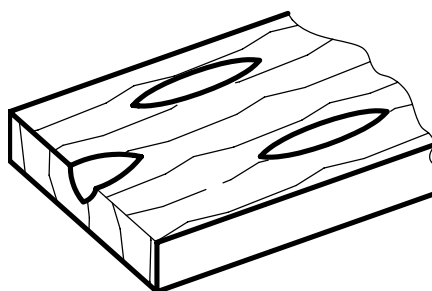
TC Resin pocket cutter - Tipped



- HW-bestückter Harzgallenfräser zum Ausfräsen von verharzten oder beschädigte Stellen mit Handmaschinen. Z.B. für Reparatursystem Lamello MINISPOT 8mm.  
Ausführung für manuellen Vorschub.
- TC-Tipped resin pocket cutter fits f.ex. to repair system Lamello MINISPOT 8mm.  
Layout for manual feed.

**MAN HW**

D	B	d	Z	ML	n min -n max	PG	Art. Nr.
100	8	22	4	4/4,3/36	7800-13300	02	<b>8719.100.008</b>
	15	22	4	2/4,3/36	7800-13300	02	<b>8719.100.015</b>



01



Säge

02



Zerspanen

03



Hobeln/Fräsen

04



Profilfräsen

05



Nut- und Federfräsen

06



Oberflächen

07



Bohren

08



PKD-Werkzeuge

09



Spannen

10



Ersatzteile

11



Informationen



- WP-Radius-Profilfräser für verschiedene Radienprofile. Einseitig als Abplattfräser (gerade Abplattung) einsetzbar. Ausführung für manuellen Vorschub.
- TC-Radius-Profilcutter for reversible knives and different radiusprofiles. Tool can be used on one side as panel raising cutter (straight panel raising). Layout for manual feed.

MAN HW

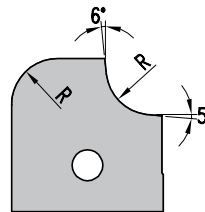
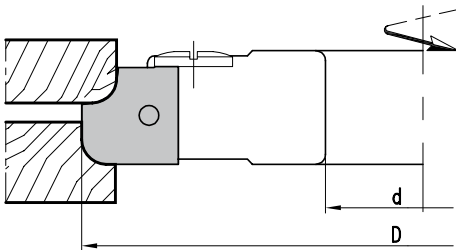
D	B	d	Z	R	n min -n max	PG	Art. Nr.
140	20	30/50	3	5/6/7	5500-9500	02	<b>4189.140.020</b> ●
	25	30/50	3	8/10	5500-9500	02	<b>4189.140.025</b> ●

● ohne Wechselmesser ● cutterheads supplied without knives

Bitte bestellen Sie mit Angabe des gewünschten Radius • Please order with needed radius

### Wechselmesser/Ersatzteile • Reversible knives/Spare parts

	Dim.	R	PG	Art. Nr.
Wechselmesser • Reversible knife	20x20x2	5	02	<b>785.766</b>
	20x20x2	6	02	<b>785.767</b>
	20x20x2	7	02	<b>785.772</b>
	25x25x2	8	02	<b>785.773</b>
	25x25x2	10	02	<b>785.770</b>
Spannkeil • Clamping wedge		5/6/7	02	<b>707.002.18</b>
		8/10	02	<b>707.811</b>
Gewindestift • Screw	M8x16	5/6/7	02	<b>705.542</b>
	M10x20	8/10	02	<b>705.552</b>
Sechskantschlüssel • T Wrench	SW4 (M8)		02	<b>706.104</b>
	SW5 (M10)		02	<b>706.105</b>





- HW- bestückte Multi-Dübelfräser zum Fräsen glatter oder geriffelter Rundstäbe. Ausführung mit achtparallelen Schneiden mechanischen Vorschub.
- TC-Tipped multiple dowel cutter for smooth or serrated dowels. Layout with straight cut for mechanical feed.

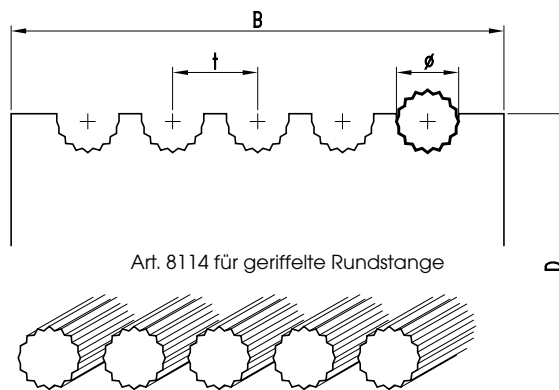
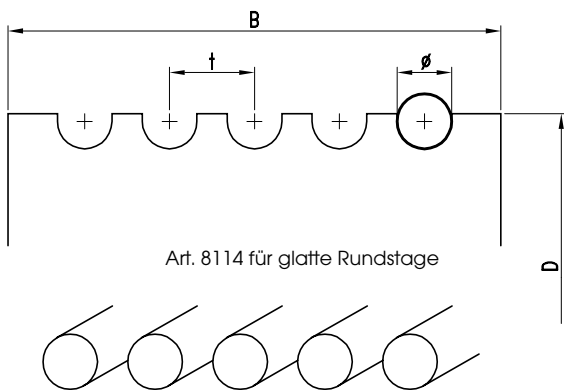
**Auf Anfrage • Under request**

MEC HW HS

D	d	n max	PG		
120-130	30(-50)	10200	02	<b>8114.120.102</b>	<b>3114.120.202</b>
131-140	30(-50)	9500	02	<b>8114.131.095</b>	<b>3114.131.195</b>
141-150	30(-50)	8900	02	<b>8114.141.089</b>	<b>3114.141.189</b>
151-160	30(-50)	8300	02	<b>8114.151.083</b>	<b>3114.151.183</b>

- Gemäß DIN 68150
- According to DIN 68150

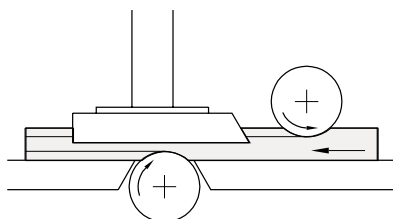
- Serienartikel, kurzfristige Fertigung bei Bestellung
- Standard article, short-time production after order



HS	Ø	6	8	10	12	14	15	16	18	20	25
		t	7	9	11	13,5	15,5	16,5	17,5	19,5	22
	<b>B= Schnittbreite • B= Cutter width</b>										
• Stabanzahl • Nr. of dowels	2	23	27	31	35,5	39,5	41,5	43,5	47,5	56	66
	3	30	36	42	49	55	58	61	67	78	93
	4	37	45	53	62,5	70,5	74,5	78,5	86,5	100	120
	5	44	54	64	76	86	91	96	106	122	-
	6	51	63	75	89,5	101,5	107,5	113,5	125,5	-	-
	7	58	72	86	103	117	124	-	-	-	-
	8	65	81	97	116,5	-	-	-	-	-	-

Berechnung für Randstegbreite 5mm  
Calculated für nose-piece 5mm.

- Für optimale Ergebnisse sind Niederhalter erforderlich.
- In order to ensure perfect machining of dowels, the application of a guide rail is recommended.



- 01 Sägen
- 02 Zerspanen
- 03 Hobeln/Fräsen
- 04 Profilitzen
- 05 Nut- und Federfräsen
- 06 Oberfräsen
- 07 Bohren
- 08 PKD-Werkzeuge
- 09 Spannen
- 10 Ersatzteile
- 11 Informationen

**8169**

## HW Multi-Profilfräser - Festbestückt

### TC Multi-Profilecutter - Tipped

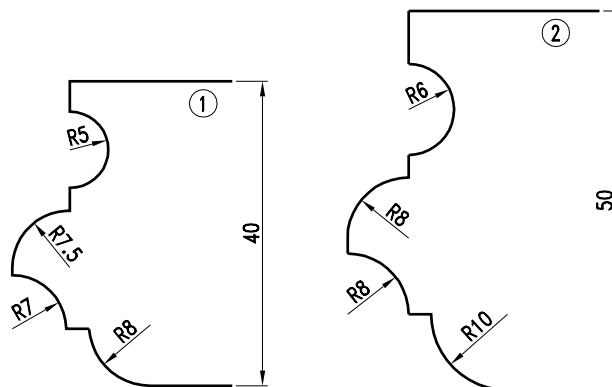


- HW- bestückte Multiprofilfräser mit achparallelen Schneiden. Ausführung für manuellen Vorschub.
- TC-Tipped Multi-Profilecutter with straight cut. Layout for manual feed.

**MAN HW**

Nr	D	B	d	Z	n min -n max	PG	Art. Nr.
1	120	40	30	2	6400-11100	02	<b>8169.120.040</b>
1	140	40	50	3	5500-9500	02	<b>8169.140.040</b>
2		50	50	3	5500-9500	02	<b>8169.140.050</b>

- Profilbeispiel
- profile example

**9199**

## HW Multi-Profilfräser - Wechselmesser

### TC Multi-Profilecutter - Reversible knife



- WP- bestückte Multiprofilfräser mit achparallelen Schneiden. HW-Sonderprofilmesser können ca. 3-4 Mal nachgeschärft werden. Ausführung für manuellen Vorschub.
- TC- Multi-Profilecutter for reversible knives with straight cut. TC-Spezial profile knives are resharpenable 3 to 4 times. Layout for manual feed.

**MAN HW**

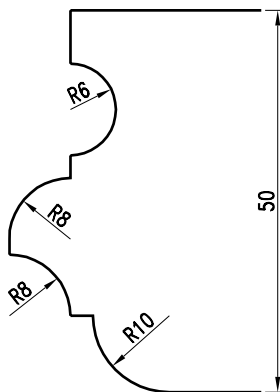
D	B	d	Z	n min -n max	PG	Art. Nr.
140	50	30/50	2	5500-9500	02	<b>9199.140.050</b> <input checked="" type="checkbox"/>

Ausführung mit Leichtmetall-Grundkörper •  with light alloy body

#### Wechselmesser/Ersatzteile • Reversible knives/Spare parts

	Dim.	PG	Art. Nr.
Wechselmesser • Reversible knife	50x30x2	02	<b>785.771</b>
Spannkeil • Clamping wedge		02	<b>707.952</b>
Gewindestift • Screw	M8x16	02	<b>705.542</b>
Sechskantschlüssel • T Wrench	SW4	02	<b>706.104</b>

Blanketts nach Kundenwunsch frei profilierbar • Individual design of profile blanks



- Profilbeispiel
- profile example

**134****ProChipper®**

www.pro-lock.de



**4199****HW Multi-Profilfräser Typ F - Wechseltmesser***TC Multi-Profilecutter Type F - Reversible knife*

- WP- bestückte Multiprofilfräser mit achparallelen Schneiden. HW-Sonderprofilmesser können ca. 3-4 Mal nachgeschärft werden. Ausführung für manuellen Vorschub.
- TC- Multi-Profilecutter for reversible knives with straight cut. TC-Spezial profile knives are resharpenable 3 to 4 times. Layout for manual feed.

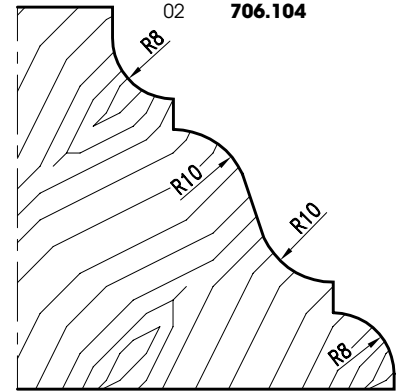
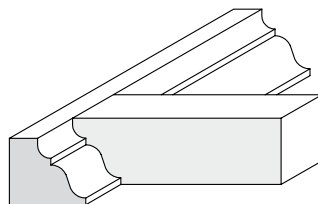
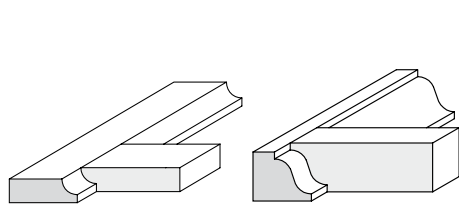
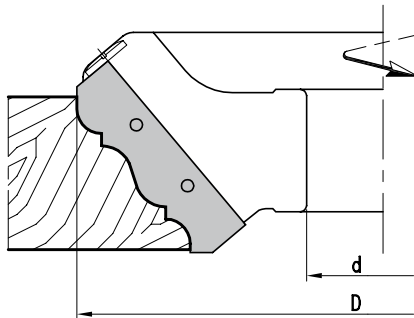
**MAN HW**

D	B	d	Z	n min -n max	PG	Art. Nr.
200	70	30/50	2	4500-7800	02	<b>4199.200.070</b>

- Serienartikel, kurzfristige Fertigung bei Bestellung
- *Standard article, short-time production after order*

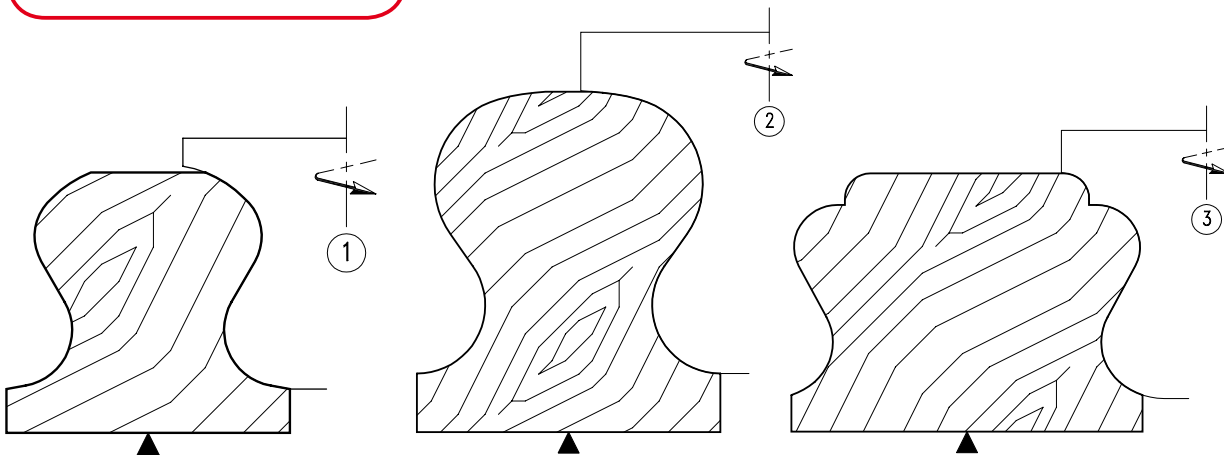
**Wechseltmesser/Ersatzteile • Reversible knives/Spare parts**

	Dim.	PG	Art. Nr.
Wechseltmesser • <i>Reversible knife</i>	70x20x2	02	<b>785.783</b>
Spannkeil • <i>Clamping wedge</i>		02	<b>707.002.68</b>
Gewindestift • <i>Screw</i>	M8x16	02	<b>705.542</b>
Sechskantschlüssel • <i>T Wrench</i>	SW4	02	<b>706.104</b>

**8689****HW Handlaufräser - Festbestückt***TC Handrail profilecutter - Tipped***MAN HW**

Nr.	D	B	d	Z	n min -n max	PG	Art. Nr.
1	150	40	30/50	3	5200-8900	02	<b>8689.150.040</b>
2		70	30/50	3	5200-8900	02	<b>8689.150.070</b>
3		55	30/50	3	5200-8900	02	<b>8689.150.055</b>
4	160	75	30/50	3	4800-8300	02	<b>8689.160.075</b>
5	180	55	30/50	3	4300-7400	02	<b>8689.180.055</b>

- Fräswerkzeuge mit Bohrung, profiliert. Serienartikel, kurzfristige Fertigung bei Bestellung.
- Tools with bore, profiled. *Standard article, short-time production after order.*



01



02



03



04



05



06



07



08



09



10



11





- WP- Multiprofilfräser mit achparallelen Schneiden zur Aufnahme von HW-Sonderprofilmessern mit Stützplatte. HW-Sonderprofilmesser können ca. 3-4 Mal nachgeschärft werden. Ausführung für mechanischen Vorschub.
- TC- Multi-Profilecutter with straight cut. Cutterhead for TC-special profile knives and backing plates. TC-Spezial profile knives are resharpenable 3 to 4 times. Layout for mechanical feed.

**MEC HW**

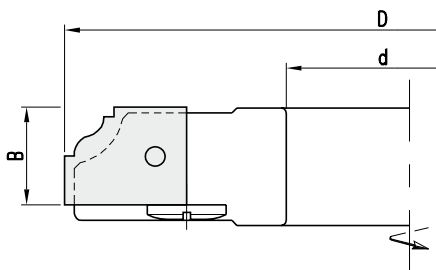
D	B	d	Z	n max	PG	Art. Nr.
140	20	50	3	9500	02	<b>9114.140.020</b>

• ohne Wechselmesser • cutterheads supplied without reversible knives

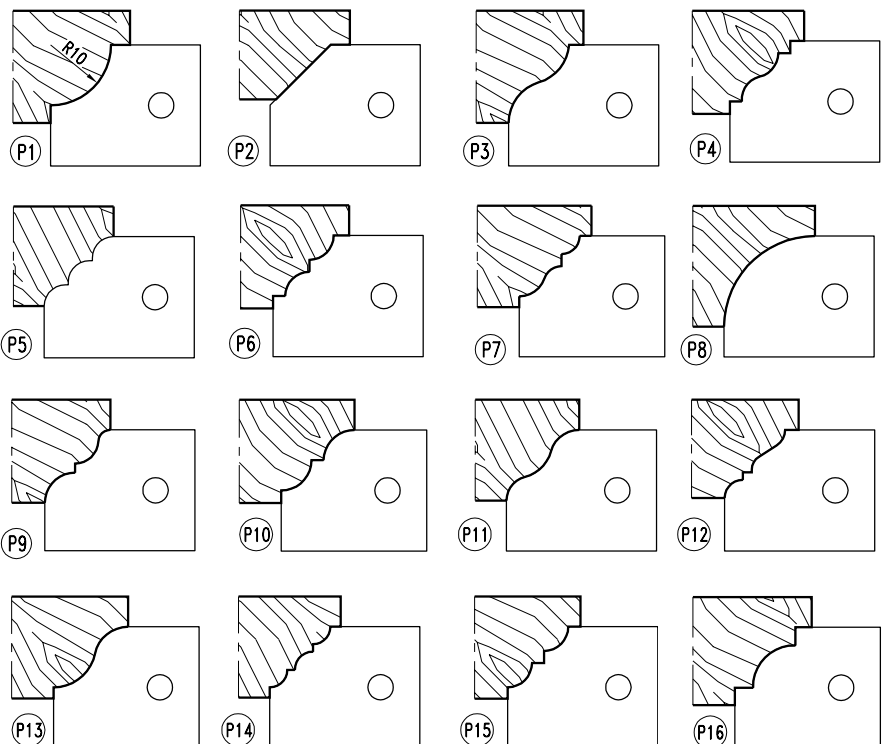
### Wechselmesser/Ersatzteile • Reversible knives/Spare parts

	P	Dim.	PG	Art. Nr.
Wechselmesser • Reversible knife	P1	20x25x2	02	<b>785.631</b>
	P2	20x25x2	02	<b>785.632</b>
	P3	20x25x2	02	<b>785.633</b>
	P4	20x25x2	02	<b>785.634</b>
	P5	20x25x2	02	<b>785.635</b>
	P6	20x25x2	02	<b>785.636</b>
	P7	20x25x2	02	<b>785.637</b>
	P8	20x25x2	02	<b>785.638</b>
	P9	20x25x2	02	<b>785.639</b>
	P10	20x25x2	02	<b>785.640</b>
	P11	20x25x2	02	<b>785.641</b>
	P12	20x25x2	02	<b>785.642</b>
	P13	20x25x2	02	<b>785.643</b>
	P14	20x25x2	02	<b>785.644</b>
	P15	20x25x2	02	<b>785.645</b>
	P16	20x25x2	02	<b>785.646</b>
Spannkeil • Clamping wedge			02	<b>707.090</b>
Gewindestift • Screw		M8x16	02	<b>705.542</b>
Sechskantschlüssel • T Wrench		SW4	02	<b>706.104</b>

• Blanketts nach Kundenwunsch frei profilierbar • Individual design of profile blanks



- Typ A: Standard Blankett
- Type A: Standard blank





- WP- Multiprofilfräser mit achparallelen Schneiden zur Aufnahme von HW-Sonderprofilmessern mit Stützplatte. HW-Sonderprofilmesser können ca. 3-4 Mal nachgeschärft werden. Ausführung für mechanischen Vorschub.
- TC- Multi-Profilecutter with straight cut. Cutterhead for TC-special profile knives and backing plates. TC-Spezial profile knives are resharpenable 3 to 4 times. Layout for mechanical feed.

**MEC HW**

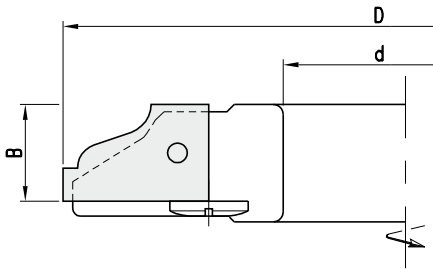
D	B	d	Z	n max	PG	Art. Nr.
140	20	50	3	9500	02	<b>4134.140.020</b>

• ohne Wechselmesser • cutterheads supplied without reversible knives

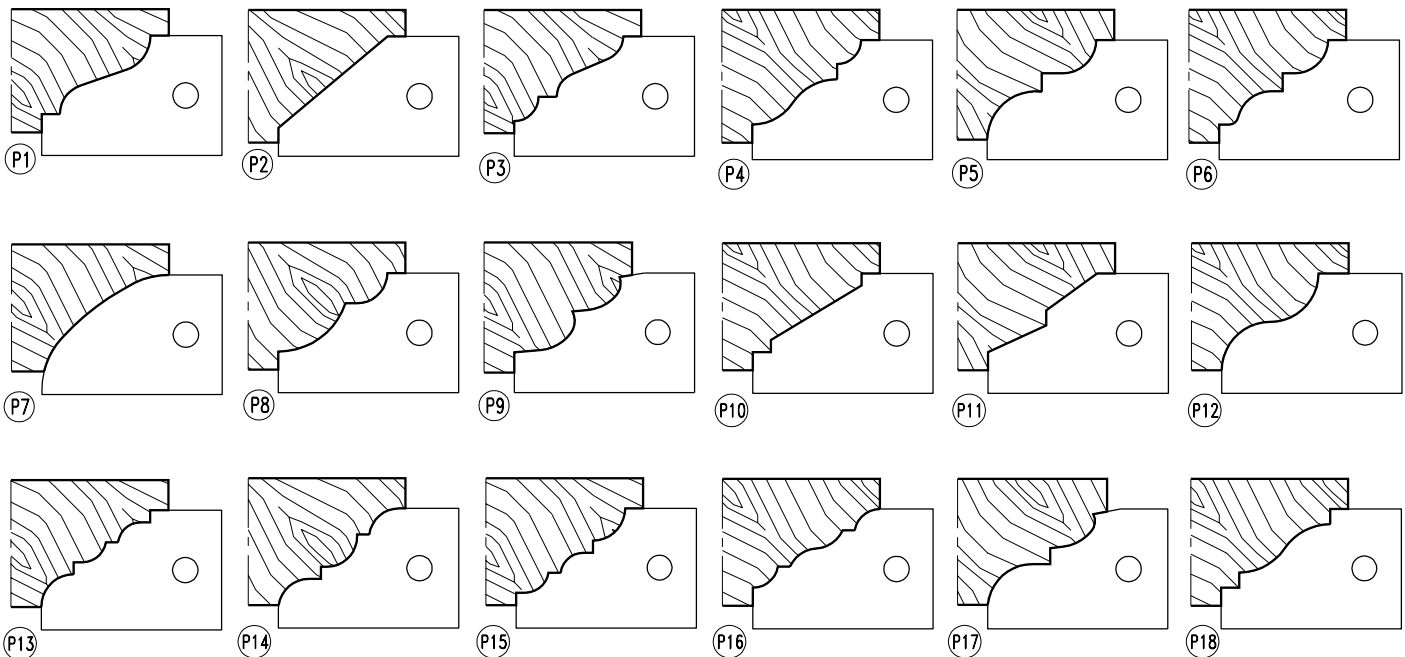
### Wechselmesser/Ersatzteile • Reversible knives/Spare parts

	P	Dim.	PG	Art. Nr.
Wechselmesser • Reversible knife	P1	20x30x2	02	<b>785.651</b>
	P2	20x30x2	02	<b>785.652</b>
	P3	20x30x2	02	<b>785.653</b>
	P4	20x30x2	02	<b>785.654</b>
	P5	20x30x2	02	<b>785.655</b>
	P6	20x30x2	02	<b>785.656</b>
	P7	20x30x2	02	<b>785.657</b>
	P8	20x30x2	02	<b>785.658</b>
	P9	20x30x2	02	<b>785.659</b>
	P10	20x30x2	02	<b>785.660</b>
	P11	20x30x2	02	<b>785.661</b>
	P12	20x30x2	02	<b>785.662</b>
	P13	20x30x2	02	<b>785.663</b>
	P14	20x30x2	02	<b>785.664</b>
	P15	20x30x2	02	<b>785.665</b>
	P16	20x30x2	02	<b>785.666</b>
	P17	20x30x2	02	<b>785.667</b>
	P18	20x30x2	02	<b>785.668</b>
Spannkeil • Clamping wedge			02	<b>707.086</b>
Gewindestift • Screw		M8x16	02	<b>705.542</b>
Sechskantschlüssel • T Wrench		SW4	02	<b>706.104</b>

• Blanketts nach Kundenwunsch frei profilierbar • Individual design of profile blanks



- Typ B: Standardblankett
- Type B: standard blank



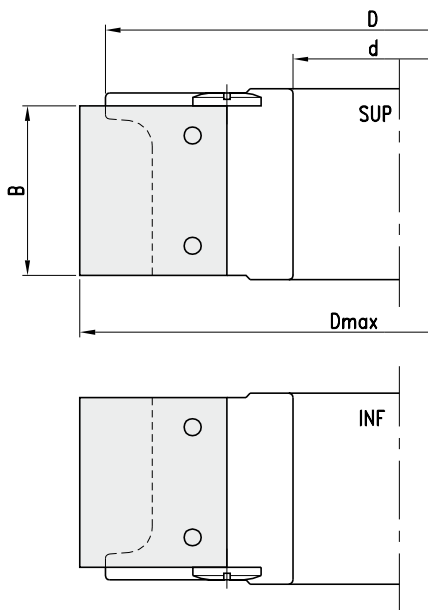


- WP- Multiprofilfräser mit achparallelen Schneiden zur Aufnahme von HW-Sonderprofilmessern mit Stützplatte. HW-Sonderprofilmesser können ca. 3-4 Mal nachgeschärft werden. Ausführung für mechanischen Vorschub.
- TC- Multi-Profilecutter with straight cut. Cutterhead for TC-special profile knives and backing plates. TC-Spezial profile knives are resharpenable 3 to 4 times. Layout for mechanical feed.

**MEC HW**

D	B	d	Z	n max	PG	Art. Nr.
138	40	30/50	3	9000	02	<b>9184.138.040</b>
	50	30/50	3	9000	02	<b>9184.138.050</b>
	60	30/50	3	9000	02	<b>9184.138.060</b>

- Ohne Messer und Stützplatten • Knives and back support not included



- Typ E: Standardblankett
- Type E: Standard blank

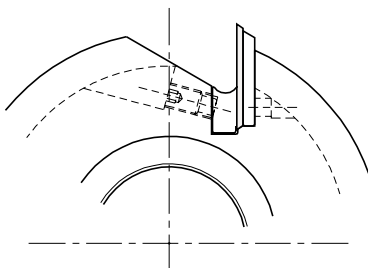
### Ersatzteile • Spare parts

	Dim.	PG	Art. Nr.
Spannkeil • Clamping wedge	40	02	<b>707.300.38</b>
	50	02	<b>707.300.48</b>
	60	02	<b>707.300.58</b>
Gewindestift • Screw	M8x16	02	<b>705.542</b>
Sechskantschlüssel • T Wrench	SW4	02	<b>706.104</b>

### Wechselsmesser/Ersatzteile • Reversible knives/Spare parts

	Dmax	Dim.	B	PG	Art. Nr.
Wechselsmesser • Reversible knife	140	40x30x2	40	02	<b>769.203</b>
		50x30x2	50	02	<b>769.205</b>
		60x30x2	60	02	<b>769.215</b>
	150	40x35x2	40	02	<b>769.204</b>
		50x35x2	50	02	<b>769.206</b>
		60x35x2	60	02	<b>769.208</b>
Stützplatten • Back support	140	38x26x3,8	40	02	<b>710.201</b>
		48x26x3,8	50	02	<b>710.202</b>
		58x26x3,8	60	02	<b>710.203</b>
	150	38x31x3,8	40	02	<b>710.210</b>
		48x31x3,8	50	02	<b>710.211</b>
		58x31x3,8	60	02	<b>710.212</b>

- Blanketts nach Kundenwunsch frei profilierbar • Individual design of profile blanks



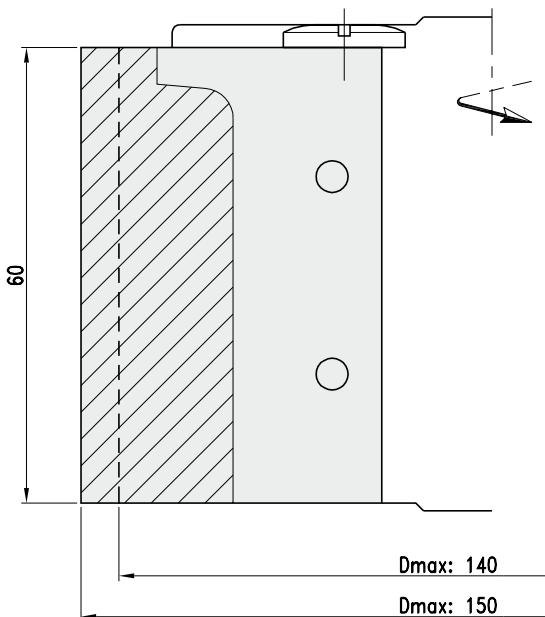
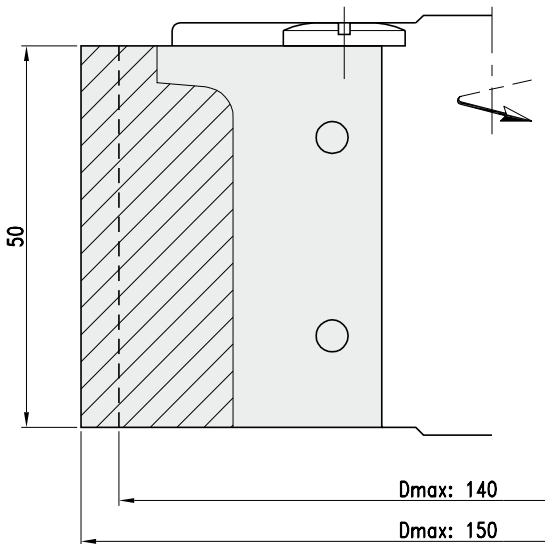
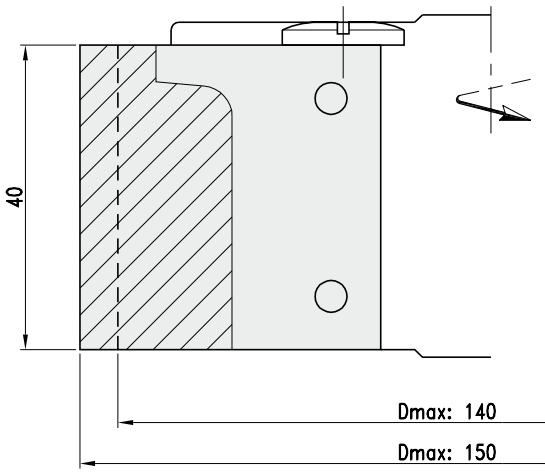
- Klemmung: Standardblankett
- Clamping: Standard blank



- Profilierzone (1:1)
- Available area for profiling (1:1)

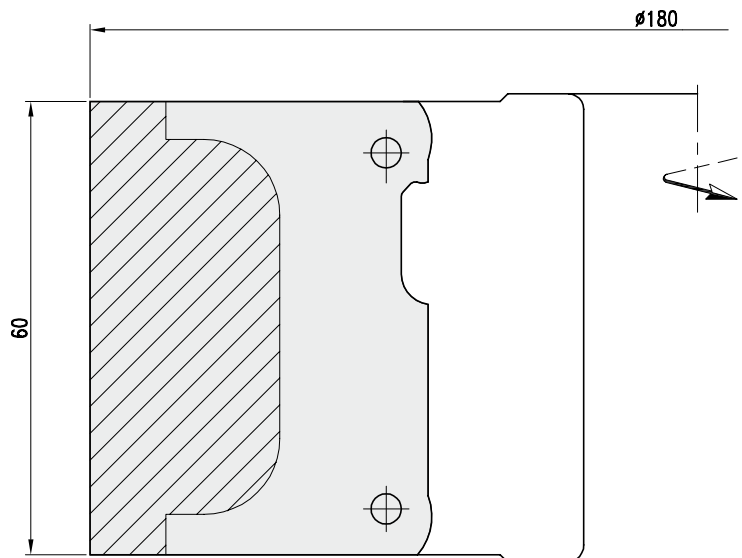
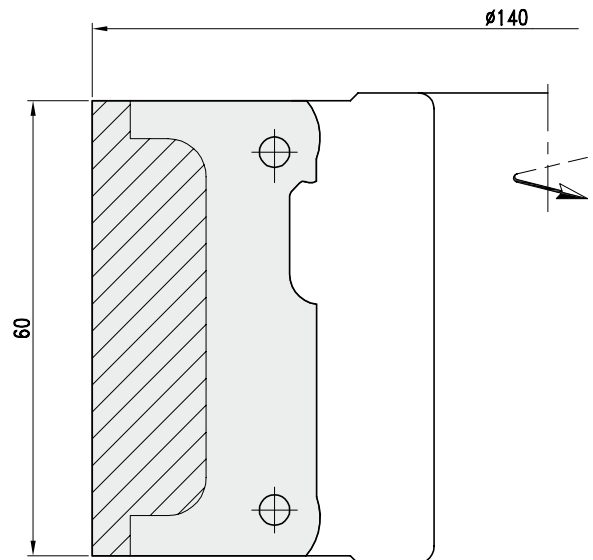
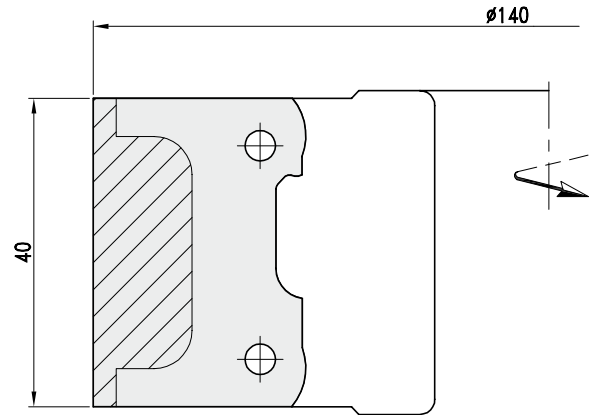
- Alle Blanketts auch im System 2-Punkt Auflage erhältlich
- On request we supply all reversible knives with 2-point seating

Typ E • Type E



- Standardblankett
- Standard blank

Typ C • Type C

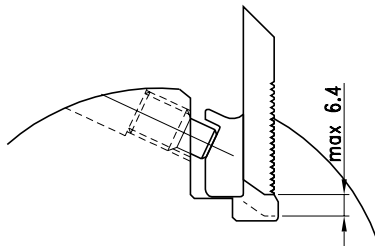
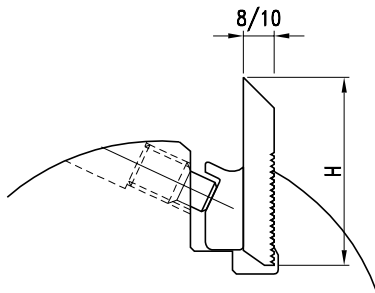


- Blankett mit 2-Punkt Auflage
- Blank with 2-point seating





8/10



- Monoblock-Profilmesserkopf für rückenverzahnte Messer. Für universelles Profilieren auf Kehlmaschinen HSK85WS Schnittstelle. Ausführung für mechanischen Vorschub.
- Monobloc-Profilecutterhead for serrated knives. For profiling on moulders with HSK85WS interface. Layout for mechanical feed.

#### HS Profilmesserkopf, rückenverzahnt • HS Profilecutter, serrated

MEC HW

D	B	S	Z	n max.	PG	Art. Nr. LH	Art. Nr. RH
90	60	HSK85WS	2	12000	02	<b>2412.090.060</b> ●	<b>2412.090.160</b> ●
	80	HSK85WS	2	12000	02	<b>2412.090.080</b> ●	<b>2412.090.180</b> ●
	100	HSK85WS	2	12000	02	<b>2412.090.100</b> ●	<b>2412.090.200</b> ●
	130	HSK85WS	2	12000	02	<b>2412.090.130</b> ●	<b>2412.090.230</b> ●
	150	HSK85WS	2	12000	02	<b>2412.090.150</b> ●	<b>2412.090.250</b> ●
	170	HSK85WS	2	12000	02	<b>2412.090.170</b> ●	<b>2412.090.270</b> ●
	190	HSK85WS	2	12000	02	<b>2412.090.190</b> ●	<b>2412.090.290</b> ●
	210	HSK85WS	2	12000	02	<b>2412.090.210</b> ●	<b>2412.090.310</b> ●
90	60	HSK85WS	4	12000	02	<b>2412.090.062</b> ●	<b>2412.090.162</b> ●
	80	HSK85WS	4	12000	02	<b>2412.090.082</b> ●	<b>2412.090.182</b> ●
	100	HSK85WS	4	12000	02	<b>2412.090.102</b> ●	<b>2412.090.202</b> ●
	130	HSK85WS	4	12000	02	<b>2412.090.132</b> ●	<b>2412.090.232</b> ●
	150	HSK85WS	4	12000	02	<b>2412.090.152</b> ●	<b>2412.090.252</b> ●
	170	HSK85WS	4	12000	02	<b>2412.090.172</b> ●	<b>2412.090.272</b> ●
	190	HSK85WS	4	12000	02	<b>2412.090.192</b> ●	<b>2412.090.292</b> ●
	210	HSK85WS	4	12000	02	<b>2412.090.212</b> ●	<b>2412.090.312</b> ●
240	HSK85WS	4	12000	02	<b>2412.090.242</b> ●	<b>2412.090.342</b> ●	

● Ohne rückenverzahnte Hobelmesser ● Cutterhead supplied without knives

Bei Verwendung der Standard-Spannkeile passen RVZ-Messer der Stärken 8mm - 10mm. Zum Spannen von schwächeren RVZ-Messern als 8mm sind Sonder-Spannkeile zu verwenden. Bearbeitung abrasiver Werkstoffe durch die Verwendung des verschleißfesten HW-Massiv-Messersystems mit Mikroverzahnung. Siehe Kapitel Ersatzteile

The use of standard-clamping wedges of serrated knives with thickness of 8mm - 10mm. To clamp serrated knives with smaller thickness than 8mm, special clamping wedges have to be used. Machining of abrasive materials by using TC-solid knife system with micro serrations. See chapter spare parts

- Art. 2412: Maximale Profiltiefen in Abhängigkeit der Messerhöhe H

H	Pt max	
	HS	HW
50	20	20
60	28	20/25*
70	38	24/35*

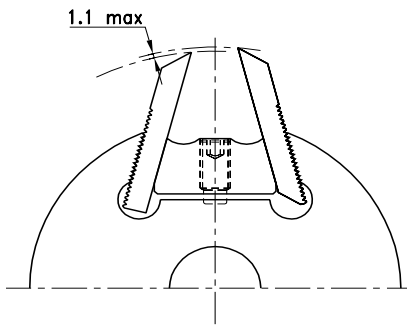
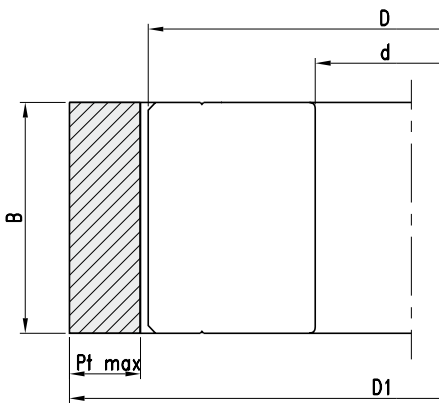

\* System Mikroverzahnung

\* Microserrated system

#### Ersatzteile • Spare parts

	Dim.	PG	Art. Nr.
Gewindestift • Screw	M10x20	02	<b>705.552</b>
	M12x20	02	<b>705.556</b>
Sechskantschlüssel • T Wrench	SW6	02	<b>706.106</b>





- Profilmesserkopf für rückenverzahnte Messer und Abweiser. Hochgenaue Messerspannung durch 60° verzahnte Messer. Große Auswahl verschiedener Schneidstoffe für optimale Anpassung an den Werkstückstoff. Ausführung für manuellen Vorschub.
- Profile cutterhead for serrated back blank knives and limitors. High-precision clamped 60° serrated back knives. Wide selection of different cutting materials for optimum choice with regard to the workpiece material. Layout for manual feed.

MAN

D	B	d	Z	n min -n max	PG	Art. Nr.
122	40	30/40	2+2	4300-7400	02	<b>2119.122.040</b>
	60	30/40	2+2	4300-7400	02	<b>2119.122.060</b>
	80	30/40	2+2	4300-7400	02	<b>2119.122.080</b>
	100	30/40	2+2	4300-7400	02	<b>2119.122.100</b>
137	40	50	2+2	4000-6800	02	<b>2119.137.040</b>
	60	50	2+2	4000-6800	02	<b>2119.137.060</b>
	80	50	2+2	4000-6800	02	<b>2119.137.080</b>
	100	50	2+2	4000-6800	02	<b>2119.137.100</b>

- Ohne RVZ Messer • Cutterhead supplied without knives
- Serienartikel, kurzfristige Fertigung bei Bestellung
- Standard article, short-time production after order

### Ersatzteile • Spare parts

	Dim.	PG	Art. Nr.
Spannkeil • Clamping wedge	40	02	<b>707.853.40</b>
	60	02	<b>707.853.60</b>
	80	02	<b>707.853.80</b>
	100	02	<b>707.853.100</b>
Gewindestift • Screw	M10x20	02	<b>705.552</b>
	M12x20	02	<b>705.556</b>
Sechskantschlüssel • T Wrench	SW6	02	<b>706.106</b>

Bei Verwendung der Standard-Spannkeile passen RVZ-Messer der Stärken 8mm - 10mm. Zum Spannen von schwächeren RVZ-Messern als 8mm sind Sonder-Spannkeile zu verwenden. Bearbeitung abrasiver Werkstoffe durch die Verwendung des verschleißfesten HW-Massiv-Messersystems mit Mikroverzahnung. Siehe Kapitel Ersatzteile.

The use of standard-clamping wedges for clamping of serrated knives with thickness of 8mm - 10mm. To clamp serrated knives with smaller thickness than 8mm, special clamping wedges have to be used. Machining of abrasive materials by using TC-solid knife system with micro serrations. See chapter spare parts.

Art. 2119:  
Flugkreisdurchmesser, max. Profiltiefe in Abhängigkeit von Fräserdurchmesser D und Messerhöhe H

H	D1		Pt max	
	D 122	D 137	HS	HW
50	155	170	12	11/12*
60	175	190	20	17/20*

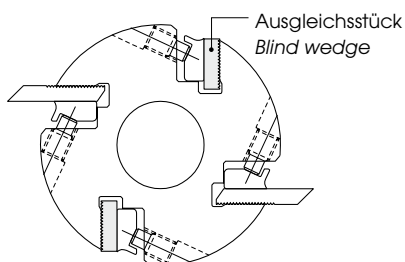
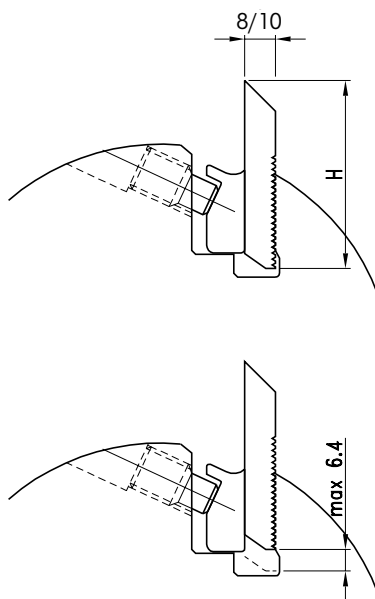
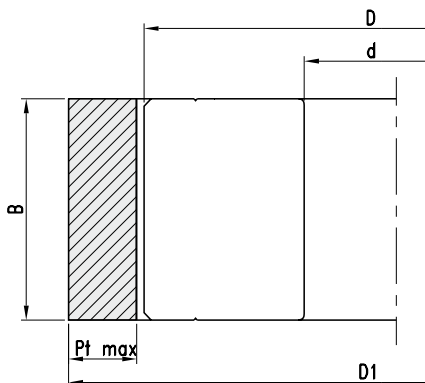
\* System Mikroverzahnung

\* Microserrated system

• Rückenverzahnte Hobelmesser siehe Kapitel Ersatzteile

• Backserrated knives see chapter spare parts





Art. 2114:  
Flugkreisdurchmesser, max. Profiltiefe in  
Abhängigkeit von Fräserdurchmesser D  
und Messerhöhe H

- Profilmesserkopf für rückenverzahnte Messer. Hochgenaue Messerspannung durch 60° verzahnte Messer. Große Auswahl verschiedener Schneidstoffe für optimale Anpassung an den Werkstückstoff. Ausführung für mechanischen Vorschub.
- Profile cutterhead for serrated back blank knives. High-precision clamped 60° serrated back knives. Wide selection of different cutting materials for optimum choice with regard to the workpiece material. Layout for mechanical feed.

**MEC**

D	B	d	Z	n max	PG	Art. Nr.
122	40	40	2	9000	02	<b>2114.122.040</b>
	60	40	2	9000	02	<b>2114.122.060</b>
	80	40	2	9000	02	<b>2114.122.080</b>
122	40	40	4	9000	02	<b>2114.122.140</b>
	60	40	4	9000	02	<b>2114.122.160</b>
	80	40	4	9000	02	<b>2114.122.180</b>
	100	40	4	9000	02	<b>2114.122.100</b>
	130	40	4	9000	02	<b>2114.122.130</b>
	150	40	4	9000	02	<b>2114.122.150</b>
137	40	50	4	9000	02	<b>2114.137.040</b>
	60	50	4	9000	02	<b>2114.137.060</b>
	80	50	4	9000	02	<b>2114.137.080</b>
	100	50	4	9000	02	<b>2114.137.100</b>
	130	50	4	9000	02	<b>2114.137.130</b>
	150	50	4	9000	02	<b>2114.137.150</b>
	180	50	4	9000	02	<b>2114.137.180</b>

- ohne RVZ Messer • cutterhead supplied without backserrated knives

### Ersatzteile • Spare parts

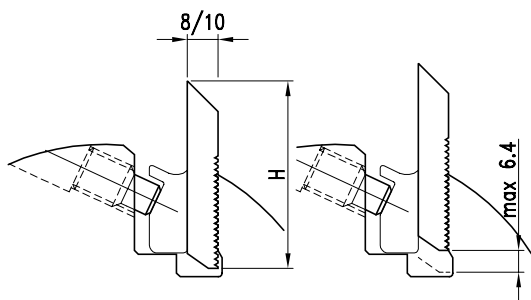
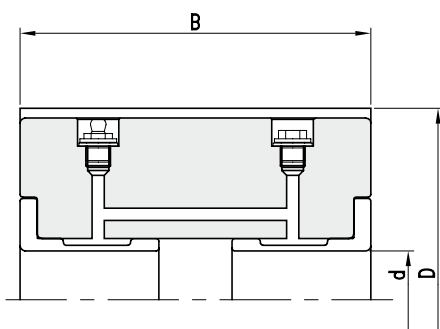
	Dim.	PG	Art. Nr.
Spannkeil • Clamping wedge	40	02	<b>707.430</b>
	60	02	<b>707.431</b>
	80	02	<b>707.432</b>
	100	02	<b>707.433</b>
	130	02	<b>707.435</b>
	150	02	<b>707.436</b>
	180	02	<b>707.437</b>
Ausgleichsstück • Blind wedge	40	02	<b>707.330</b>
	60	02	<b>707.331</b>
	80	02	<b>707.332</b>
	100	02	<b>707.333</b>
	130	02	<b>707.334</b>
	150	02	<b>707.335</b>
	180	02	<b>707.336</b>
Gewindestift • Screw	M10x20	02	<b>705.552</b>
	M12x20	02	<b>705.556</b>
Sechskantschlüssel • T Wrench	SW6	02	<b>706.106</b>

H	D1		Pt max	
	D 122	D 137	HS	HW
50	160	175	15	11/15*
60	179	194	25	17/25*
70	198	214	35	20/35*

\* System Mikroverzahnung

\* Microserrated system





- Hydro-Profilmesserkopf für rückenverzahnte Messer. Messerkopf aus Stahl mit offenem Hydrospannsystem. Hydrosystem als Zentrier-Spannsystem bei Betriebsdruck von ca. 300-400bar (täglich kontrollieren). Ausführung für mechanischen Vorschub.
- Hydro-Profile cutterhead for serrated back blank knives. Steel-cutterhead with integrated, open hydroclamping system for greasepump. Hydrosystem as centering-clampingsystem for working pressure between 300 and 400bar (check daily). Layout for mechanical feed. **MEC**

D	B	d	Z	n max	PG	Art. Nr.
137	60	40	4	9000	02	<b>2111.137.060</b>
	100	40	4	9000	02	<b>2111.137.100</b>
	130	40	4	9000	02	<b>2111.137.130</b>
	150	40	4	9000	02	<b>2111.137.150</b>
	180	40	4	9000	02	<b>2111.137.180</b>
150	60	50	4	9000	02	<b>2111.137.230</b>
	100	50	4	8000	02	<b>2111.150.060</b>
	130	50	4	8000	02	<b>2111.150.100</b>
	150	50	4	8000	02	<b>2111.150.130</b>
	180	50	4	8000	02	<b>2111.150.150</b>
150	230	50	4	8000	02	<b>2111.150.180</b>
	60	50	6	8000	02	<b>2111.150.230</b>
	100	50	6	8000	02	<b>2111.150.061</b>
	130	50	6	8000	02	<b>2111.150.101</b>
	150	50	6	8000	02	<b>2111.150.131</b>
163	180	50	6	8000	02	<b>2111.150.151</b>
	230	50	6	8000	02	<b>2111.150.181</b>
	60	50	8	6000	02	<b>2111.150.231</b>
	100	50	8	6000	02	<b>2111.163.060</b>
	130	50	8	6000	02	<b>2111.163.100</b>
190	150	50	8	6000	02	<b>2111.163.130</b>
	180	50	8	6000	02	<b>2111.163.150</b>
	230	50	8	6000	02	<b>2111.163.180</b>
	60	50	12	6000	02	<b>2111.163.230</b>
	80	50	12	6000	02	<b>2111.190.060</b>
190	100	50	12	6000	02	<b>2111.190.080</b>
	130	50	12	6000	02	<b>2111.190.100</b>
	150	50	12	6000	02	<b>2111.190.130</b>
	180	50	12	6000	02	<b>2111.190.150</b>
	230	50	12	6000	02	<b>2111.190.180</b>
						<b>2111.190.230</b>

• ohne RVZ Messer • cutterhead supplied without backserrated knives

### Ersatzteile • Spare parts

	Dim.	PG	Art. Nr.
Spannkeil • Clamping wedge	60	02	<b>707.431</b>
	100	02	<b>707.433</b>
	130	02	<b>707.435</b>
	150	02	<b>707.436</b>
	180	02	<b>707.437</b>
Ausgleichsstück • Blind wedge	230	02	<b>707.439</b>
	60	02	<b>707.331</b>
	100	02	<b>707.333</b>
	130	02	<b>707.334</b>
	150	02	<b>707.335</b>
Gewindestift • Screw	180	02	<b>707.336</b>
	230	02	<b>707.337</b>
	M10x20	02	<b>705.552</b>
	M12x20	02	<b>705.556</b>
Sechskantschlüssel • T Wrench	SW6	02	<b>706.106</b>
Fettpresse • Grease pump		02	<b>724.401</b>
Fettkartusche • Grease cartridge		02	<b>724.402</b>
Sicherheits-Klemmring für Maschinenspindel • Safety ring		02	<b>724.404</b>

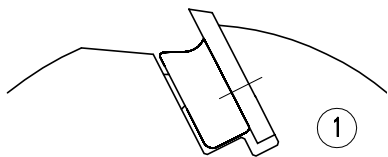
H	D1				Pt max	
	D137	D150	D163	D190	HS	HW
50	175	188	200	228	15	11/15*
60	194	207	219	247	25	17/25*
70	214	227	239	266	35	20/35*

\* System Mikroverzahnung

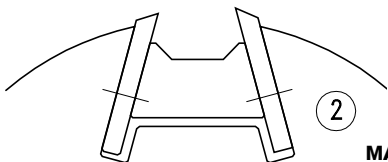
\* Microserrated system

**2184**  
**2189**

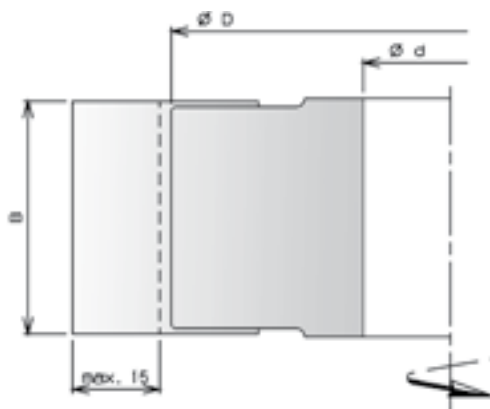
**SP Universal-Profilmesserkopf - Wechselmesser**  
*SP Universal profilecutter - Reversible knife*



**MEC**



**MAN**



- Sondermesser und Abweiser auf Anfrage
- *Special knives and limiter available upon request.*



**778.000 / 778.001**

- Typ① Universal-Profilmesserkopf mit Stahltragkörper für 40mm breite Profilmesser. Große Auswahl unterschiedlicher Standard-Profile verfügbar. Ausführung für mechanischen Vorschub.
- Type① Profile cutterhead with steel tool body to use 40mm profile knives. Wide selection of different standard-profiles available. Layout for mechanical feed.

**Nr. 1 - MEC**

**MEC SP**

D	B	d	Z	Messer Knives	n max	PG	Art. Nr.
<b>Mit 2 Falzmessern • With 2 rebate knives</b>							
100	40	30	2		9000	02	<b>2184.100.040</b>
120	40	50	2		9000	02	<b>2184.120.040</b>
<b>Kompletter Messersatz mit Holzkiste • Set complete in wooden box</b>							
100	40	30	2	1-6	9000	02	<b>2184.100.140</b>
	40	30	2	1-12	9000	02	<b>2184.100.240</b>
	40	30	2	9/12/14/15/19/36	9000	02	<b>2184.100.340</b>
120	40	50	2	1-6	9000	02	<b>2184.120.140</b>
	40	50	2	1-12	9000	02	<b>2184.120.240</b>
	40	50	2	9/12/14/15/19/36	9000	02	<b>2184.120.340</b>

- Typ② Universal-Profilmesserkopf mit Stahltragkörper für 40mm breite Profilmesser und Abweiser. Große Auswahl unterschiedlicher Standard-Profile verfügbar. Ausführung für manuellen Vorschub.
- Type② Profile cutterhead with steel tool body to use 40mm profile knives and limiters. Wide selection of different standard-profiles available. Layout for manual feed.

**Nr. 2 - MAN**

**MAN SP**

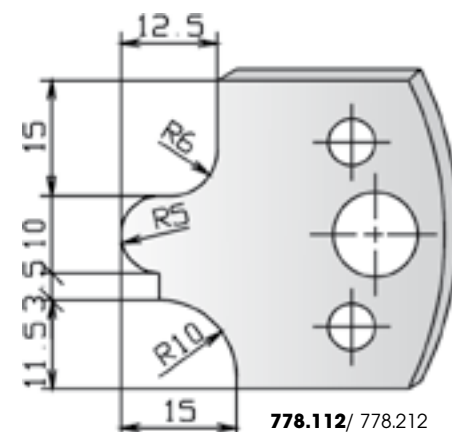
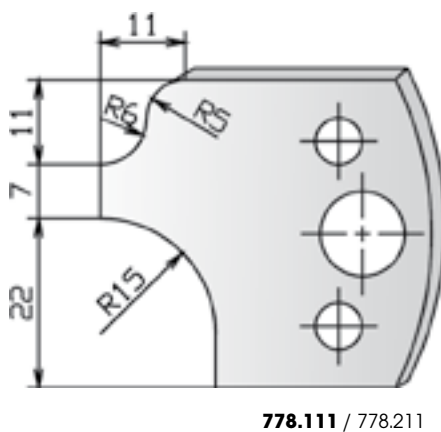
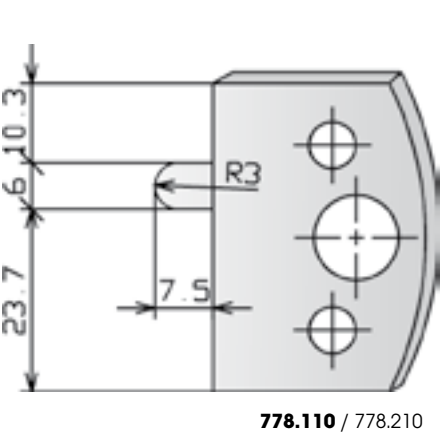
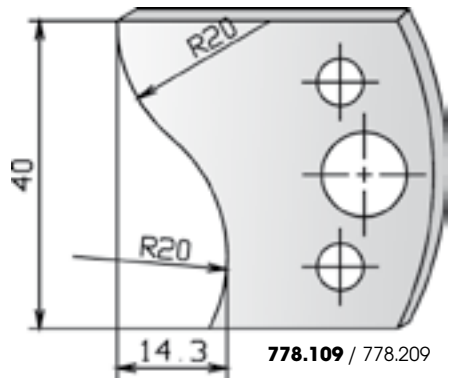
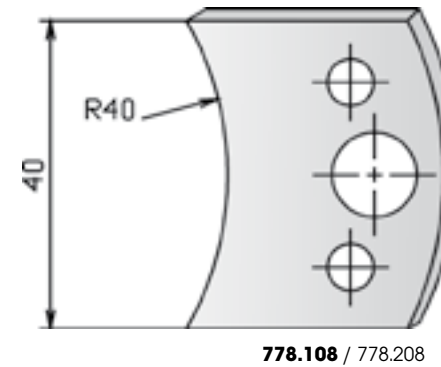
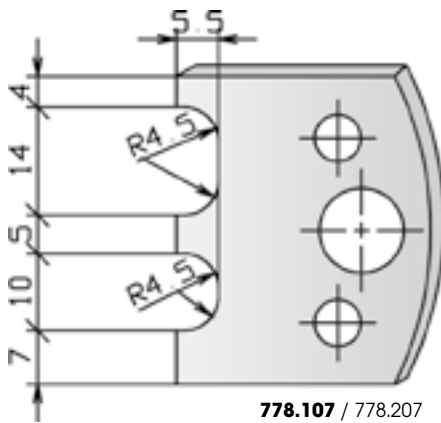
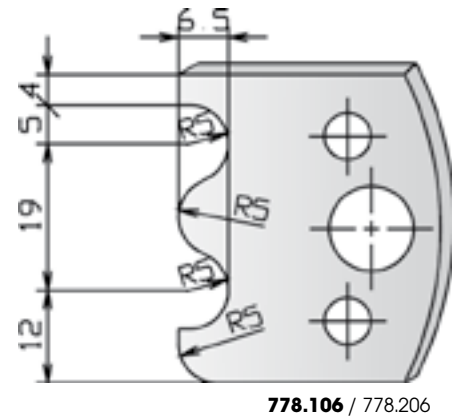
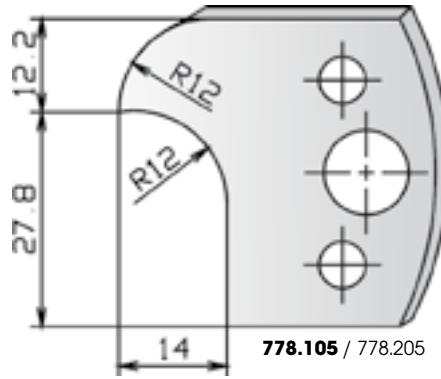
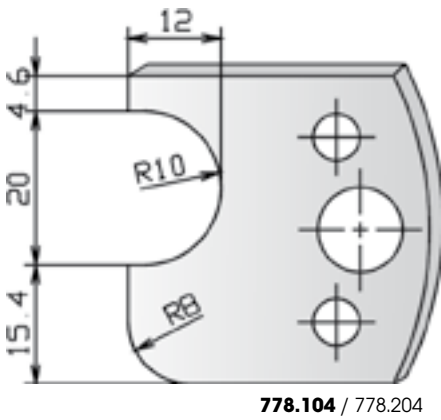
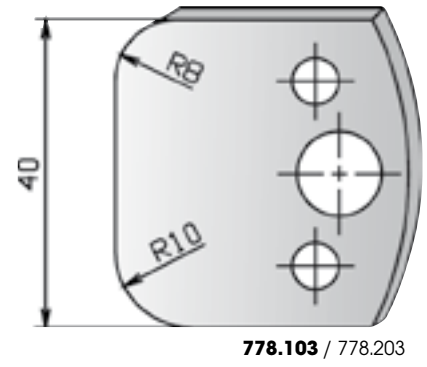
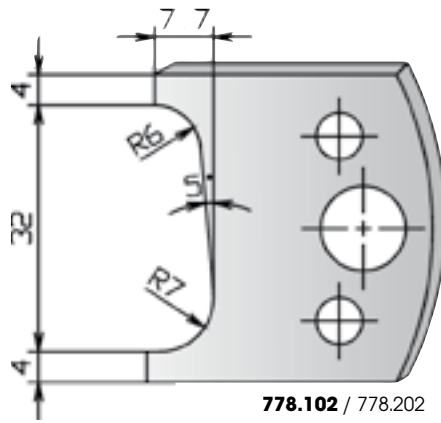
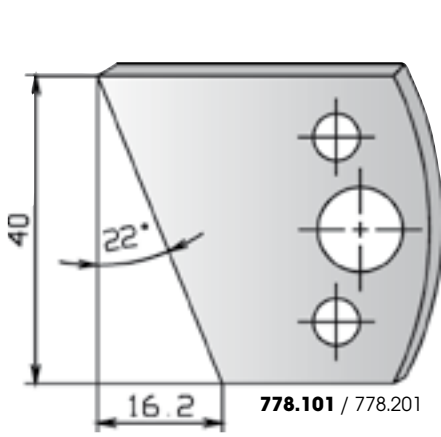
D	B	d	Z	Messer Knives	n min -n max	PG	Art. Nr.
<b>Mit 2 Falzmessern • With 2 rebate knives</b>							
100	40	30	2		6000-9000	02	<b>2189.100.040</b>
120	40	50	2		6000-9000	02	<b>2189.120.040</b>
<b>Kompletter Messersatz mit Holzkiste • Set complete in wooden box</b>							
100	40	30	2	1-6	6000-9000	02	<b>2189.100.140</b>
	40	30	2	1-12	6000-9000	02	<b>2189.100.240</b>
	40	30	2	9/12/14/15/19/36	6000-9000	02	<b>2189.100.340</b>
120	40	50	2	1-6	6000-9000	02	<b>2189.120.140</b>
	40	50	2	1-12	6000-9000	02	<b>2189.120.240</b>
	40	50	2	9/12/14/15/19/36	6000-9000	02	<b>2189.120.340</b>

**Ersatzteile • Spare parts**

Nr.	Dim.	PG	Art. Nr.
Spannkeil • Clamping wedge	1	02	<b>707.850</b>
	2	02	<b>707.851</b>
Gewindestift • Screw	1	M10x20	02 <b>705.552</b>
	2	M10x16	02 <b>705.551</b>
Sechskantschlüssel • T Wrench		SW5	02 <b>706.105</b>
Messerrohling B=40 • Knife for profiling B=40			02 <b>778.000</b>
Abweiser-Rohling B=40 • Limiter for profiling B=40			02 <b>778.001</b>
Messerrohling B=50 • Knife for profiling B=50			02 <b>778.010</b>
Abweiser-Rohling B=50 • Limiter for profiling B=50			02 <b>778.011</b>

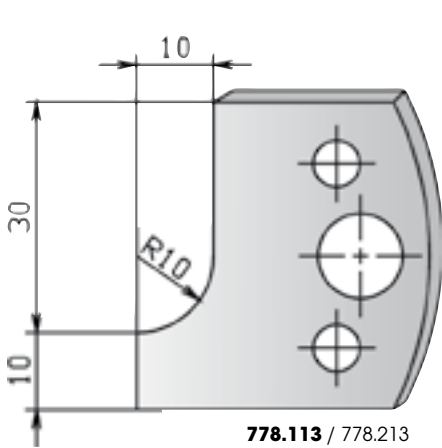
2184  
2189

**SP Universal-Profilmesserkopf - Profilmesserauswahl**  
SP Universal profilecutter - Profile knife options

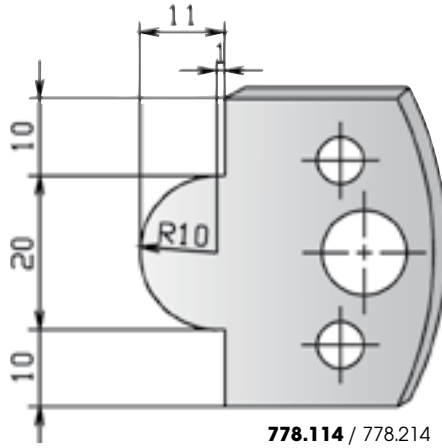


**2184**  
**2189**

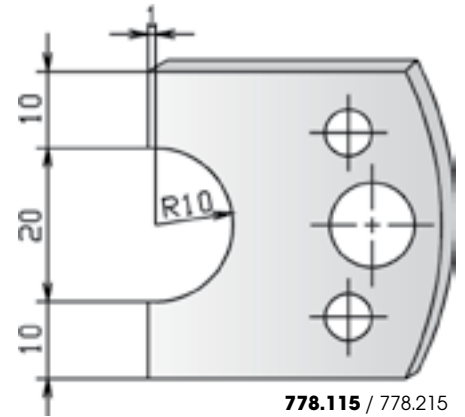
**SP Universal-Profilmesserkopf - Profilmesserauswahl**  
*SP Universal profilecutter - Profile knife options*



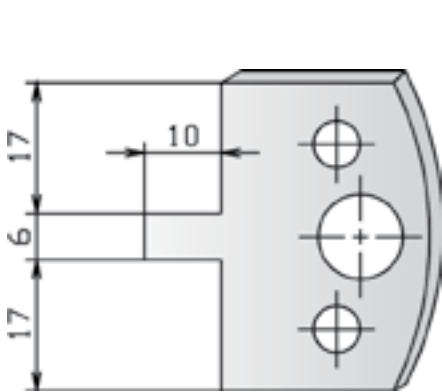
**778.113** / 778.213



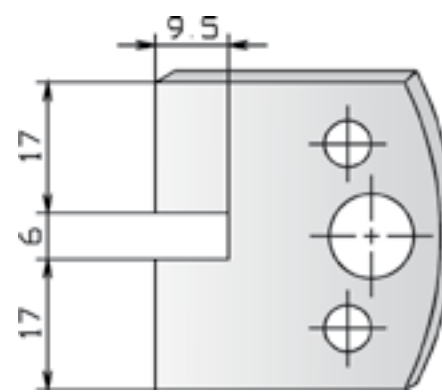
**778.114** / 778.214



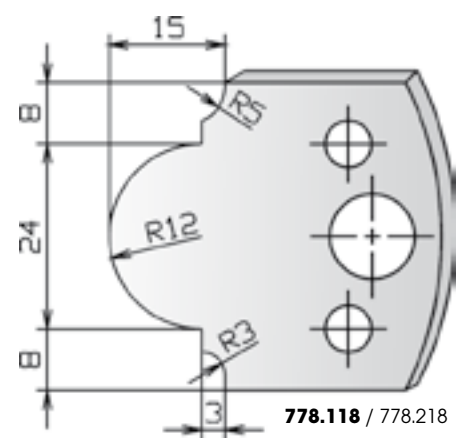
**778.115** / 778.215



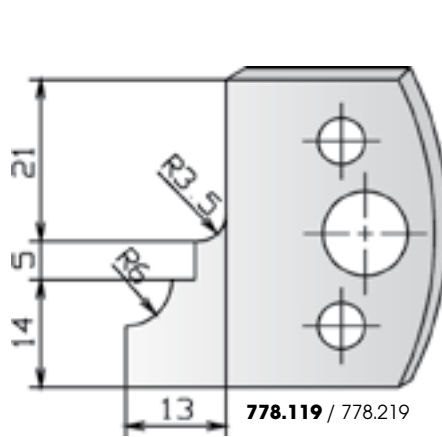
**778.116** / 778.216



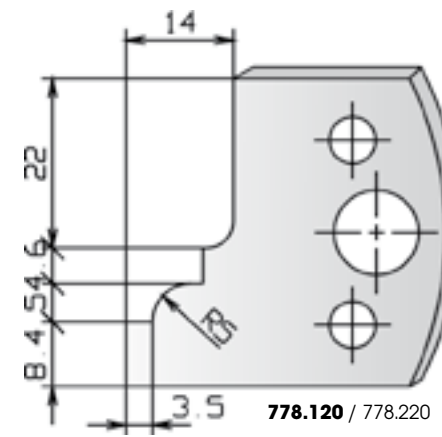
**778.117** / 778.217



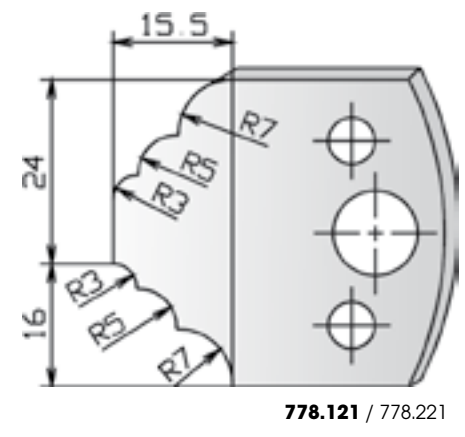
**778.118** / 778.218



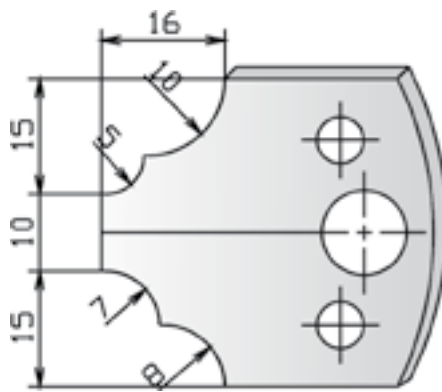
**778.119** / 778.219



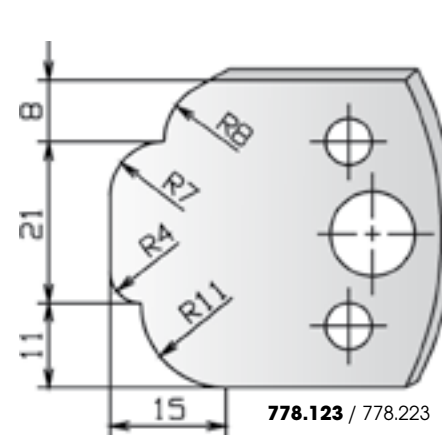
**778.120** / 778.220



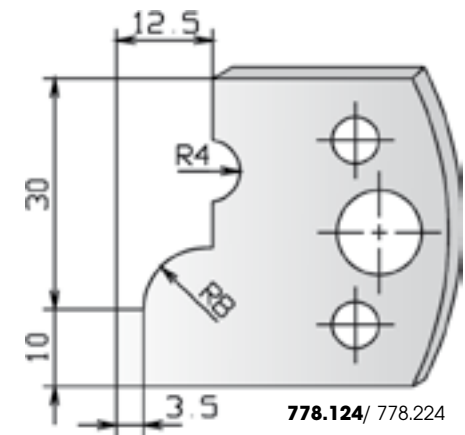
**778.121** / 778.221



**778.122** / 778.222



**778.123** / 778.223



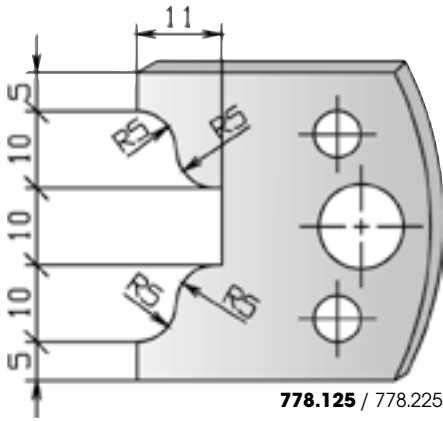
**778.124** / 778.224



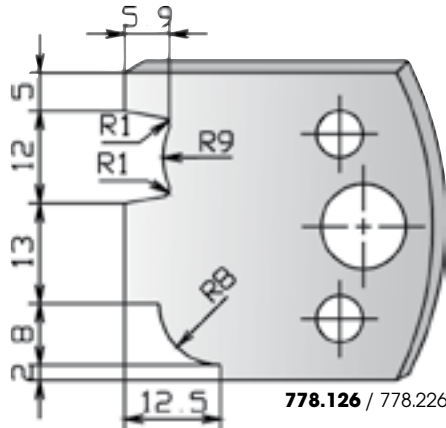
2184  
2189

# SP Universal-Profilmesserkopf - Profilmesserauswahl

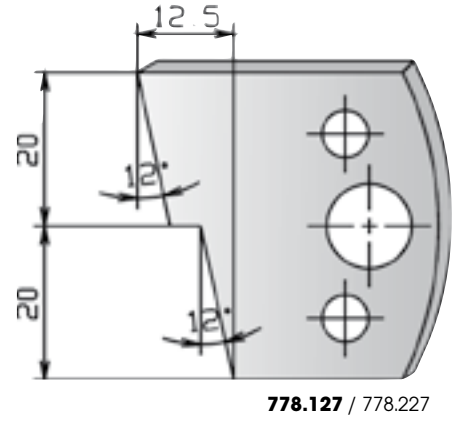
SP Universal profilecutter - Profile knife options



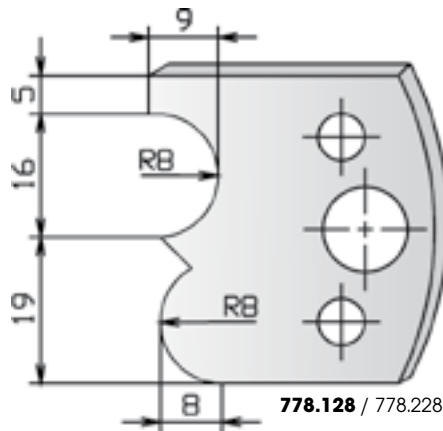
778.125 / 778.225



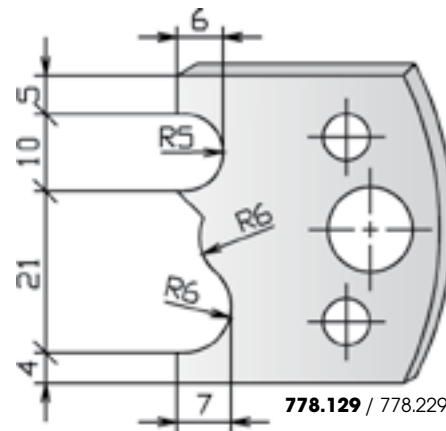
778.126 / 778.226



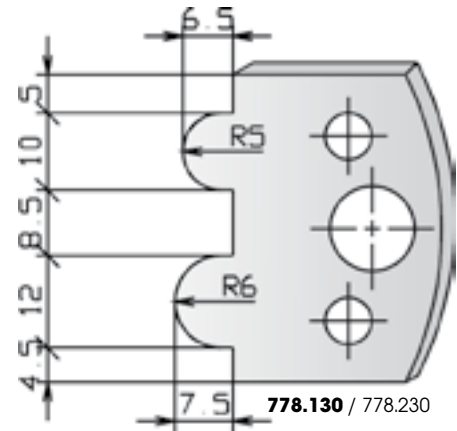
778.127 / 778.227



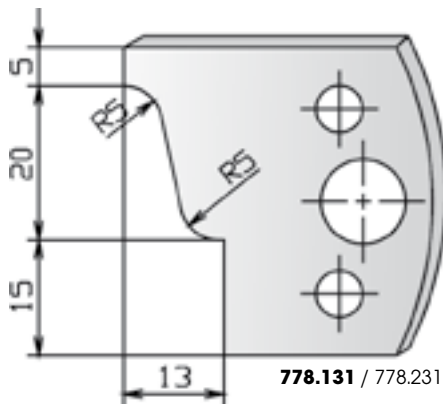
778.128 / 778.228



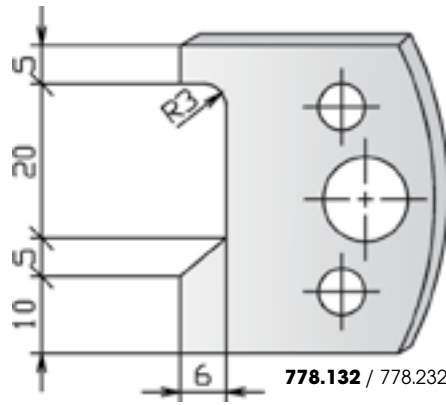
778.129 / 778.229



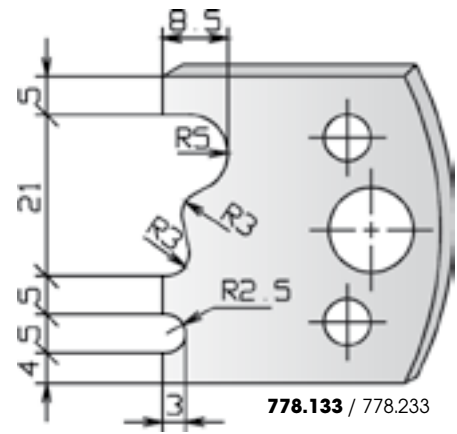
778.130 / 778.230



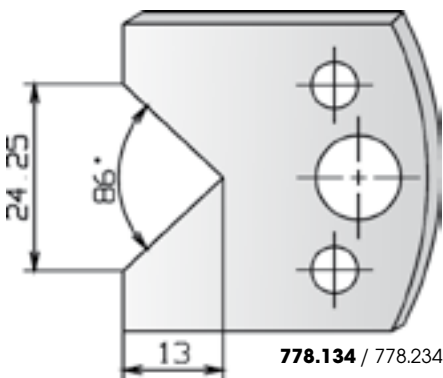
778.131 / 778.231



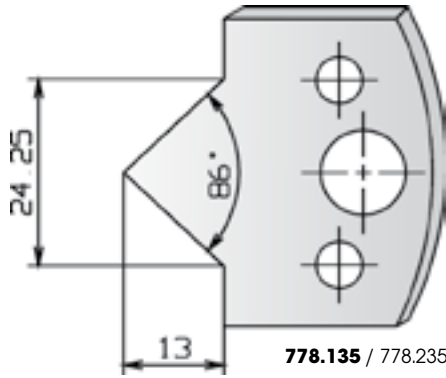
778.132 / 778.232



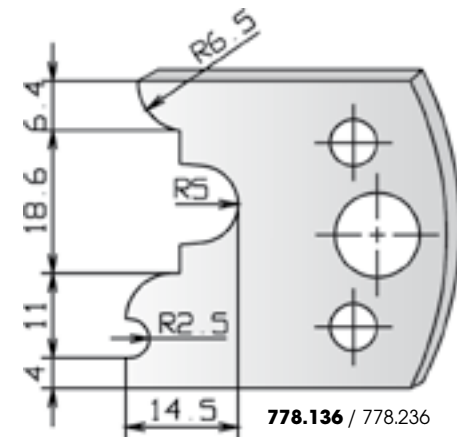
778.133 / 778.233



778.134 / 778.234



778.135 / 778.235



778.136 / 778.236

01



Sägen

02



Zerspanen

03



Hobeln/Fräsen

04



Profillfräsen

05



Nut- und Federfräsen

06



Oberfräsen

07



Bohren

08



PKD-Werkzeuge

09



Spannen

10

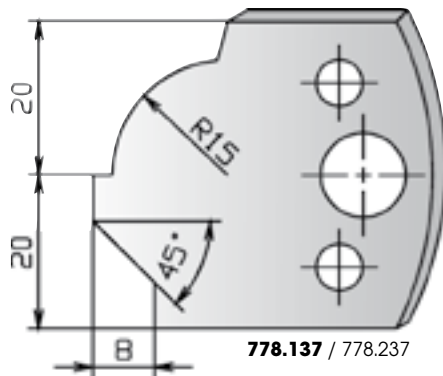


Ersatzteile

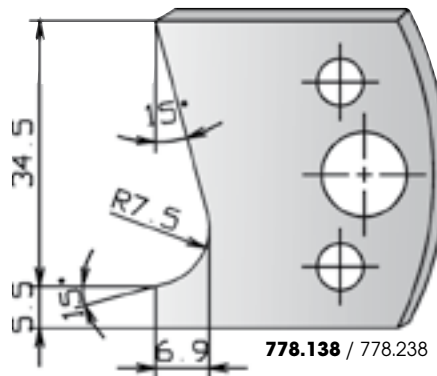
11



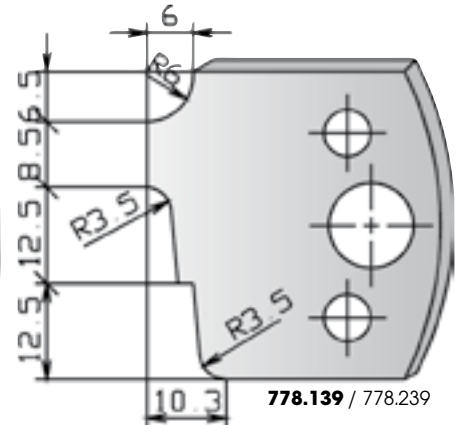
Informationen



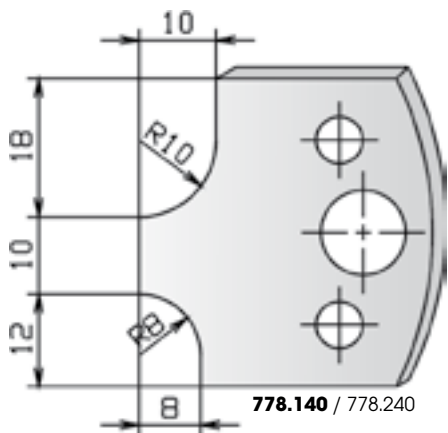
**778.137 / 778.237**



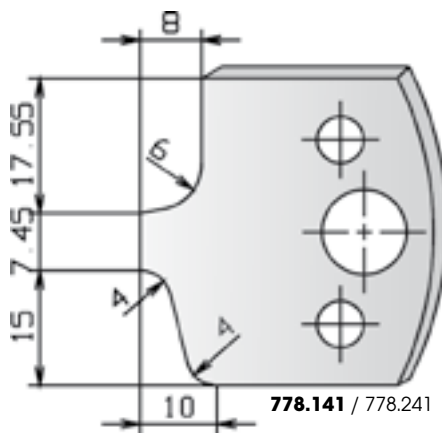
**778.138 / 778.238**



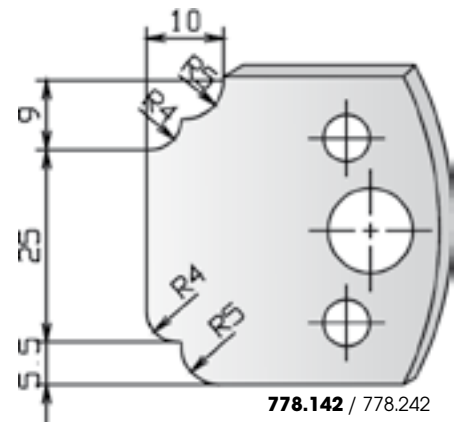
**778.139 / 778.239**



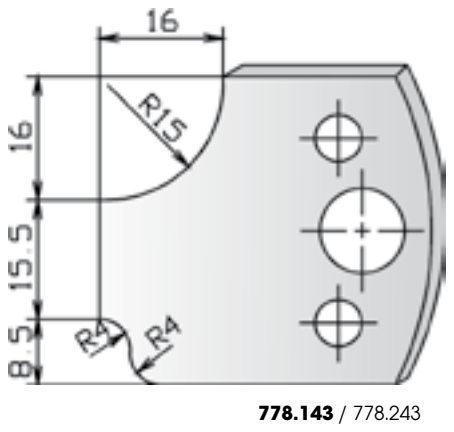
**778.140 / 778.240**



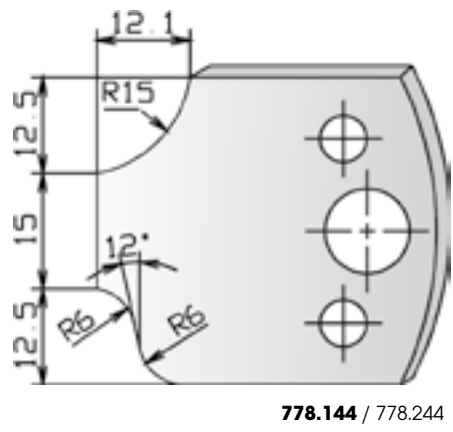
**778.141 / 778.241**



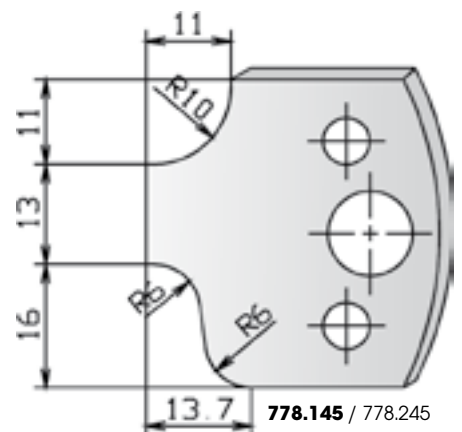
**778.142 / 778.242**



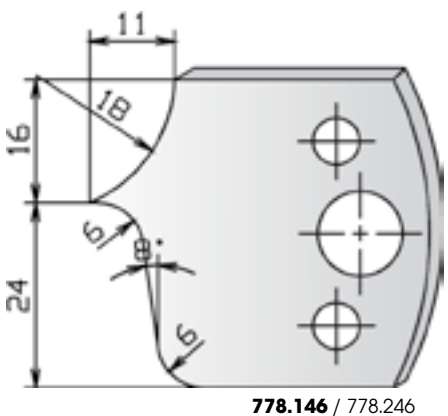
**778.143 / 778.243**



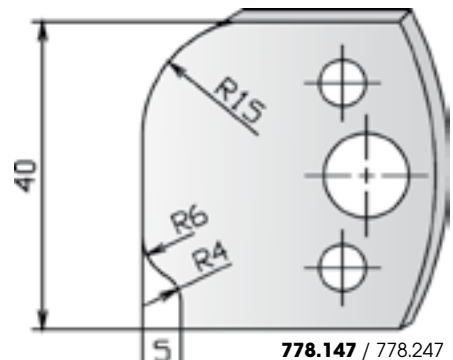
**778.144 / 778.244**



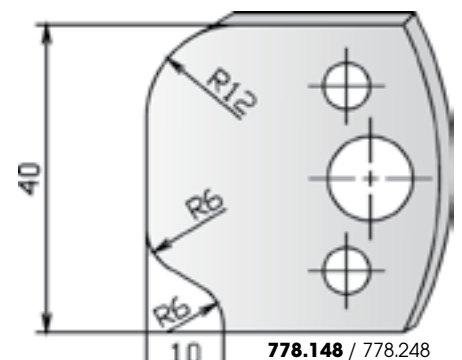
**778.145 / 778.245**



**778.146 / 778.246**



**778.147 / 778.247**

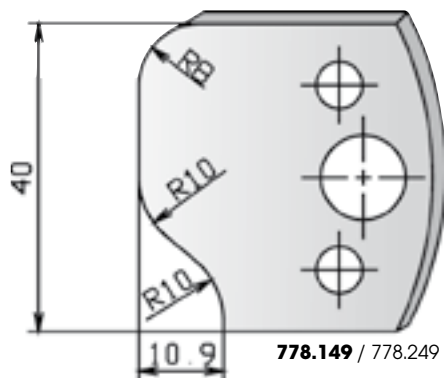


**778.148 / 778.248**

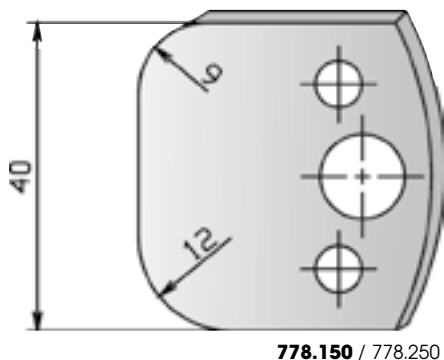
**2184**  
**2189**

# SP Universal-Profilmesserkopf - Profilmesserauswahl

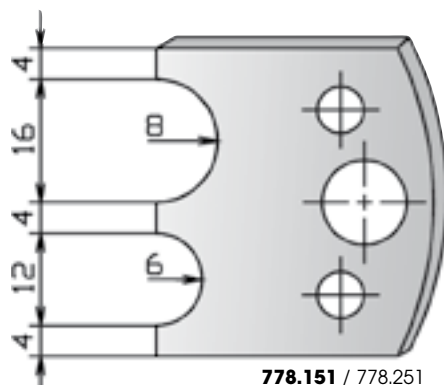
SP Universal profilecutter - Profile knife options



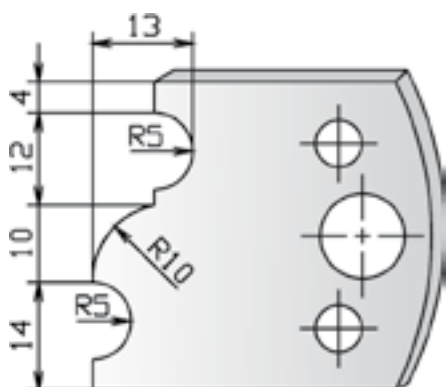
778.149 / 778.249



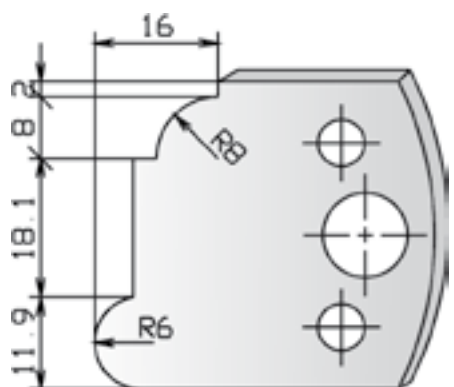
778.150 / 778.250



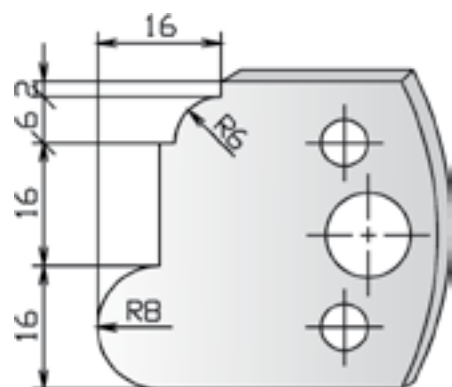
778.151 / 778.251



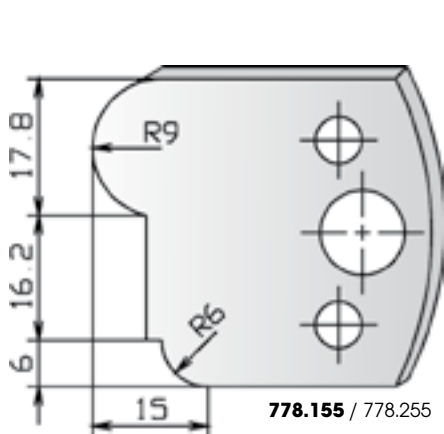
778.152 / 778.252



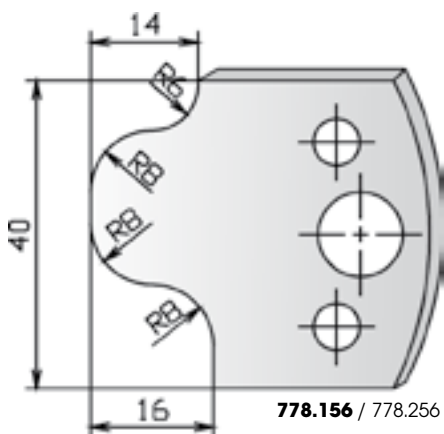
778.153 / 778.253



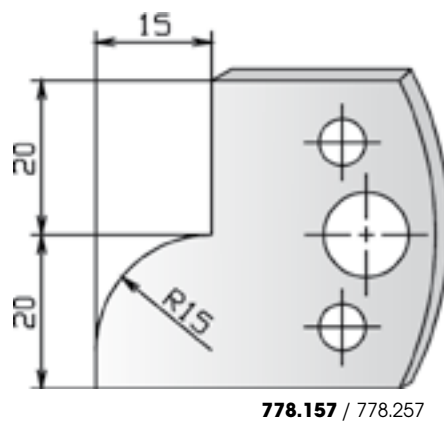
778.154 / 778.254



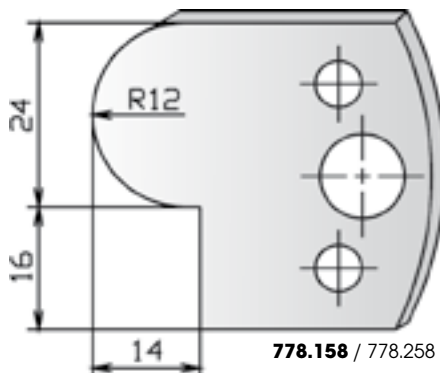
778.155 / 778.255



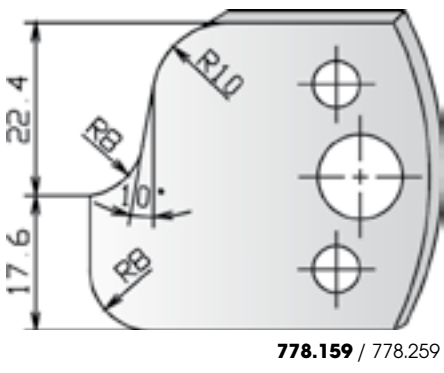
778.156 / 778.256



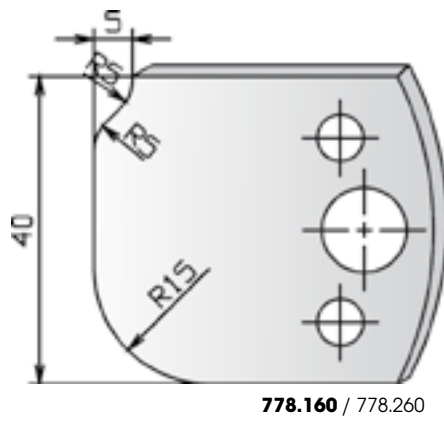
778.157 / 778.257




778.158 / 778.258

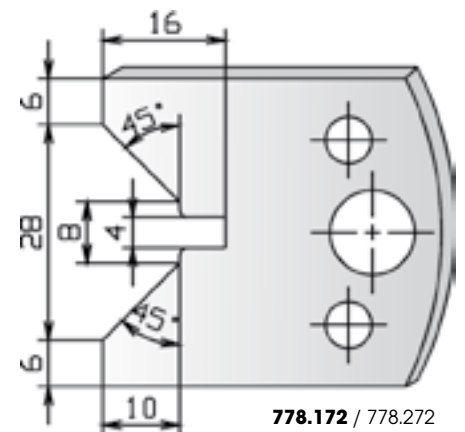
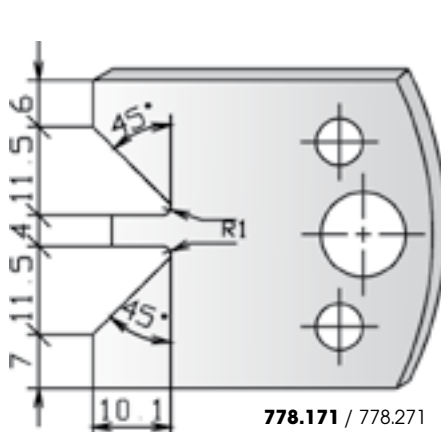
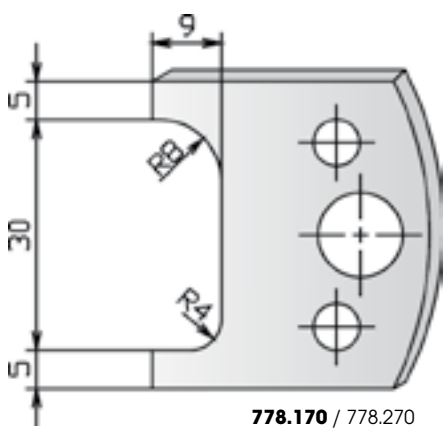
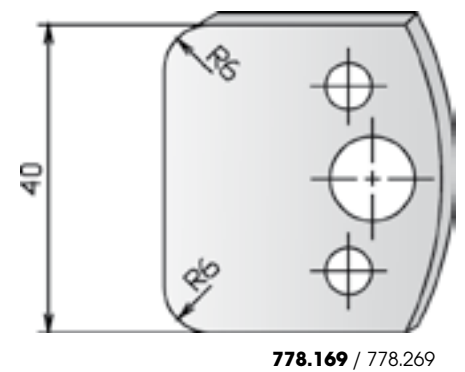
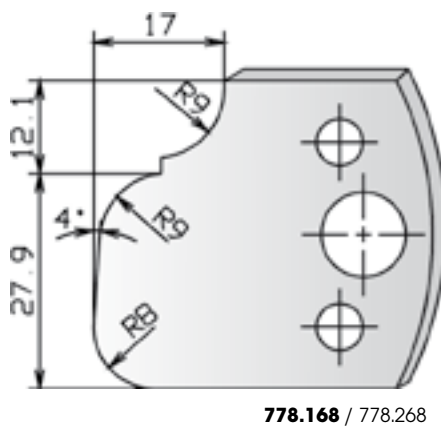
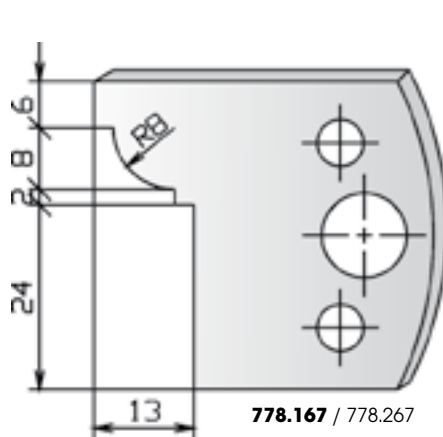
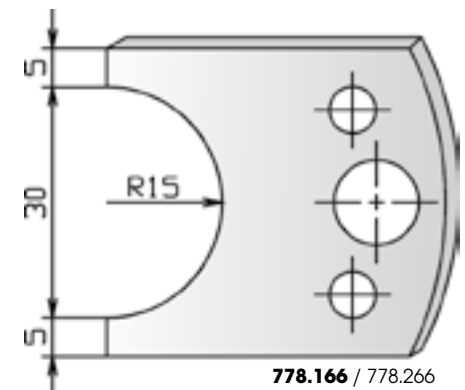
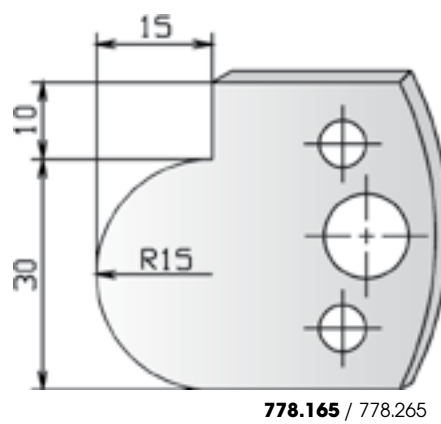
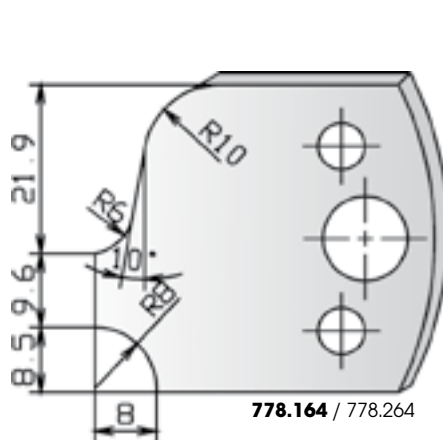
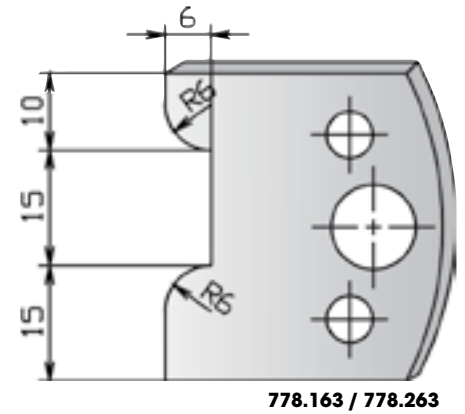
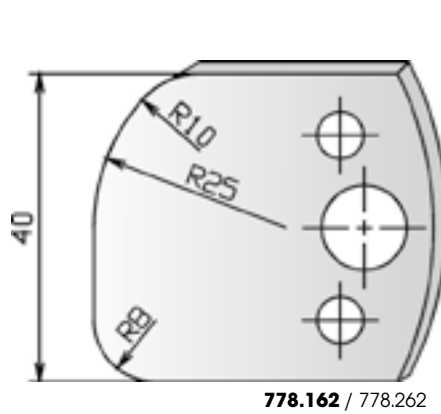
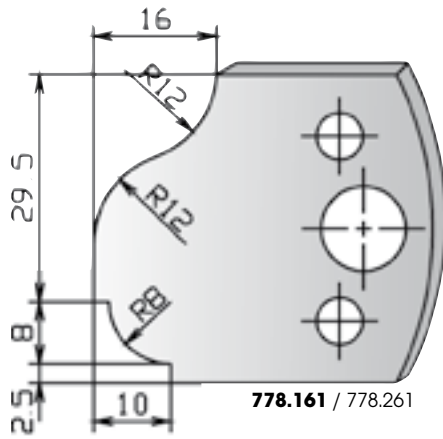


778.159 / 778.259



778.160 / 778.260



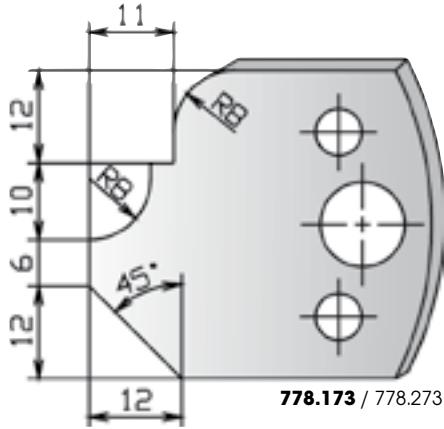




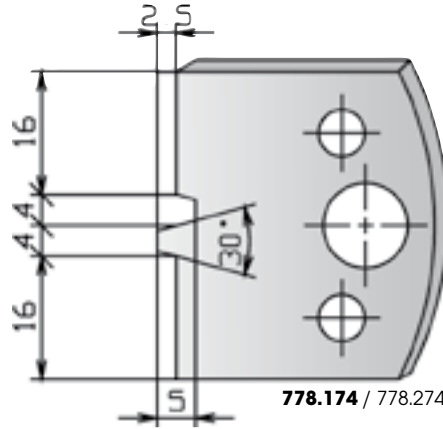
**2184**  
**2189**

**SP Universal-Profilmesserkopf - Profilmesserauswahl**

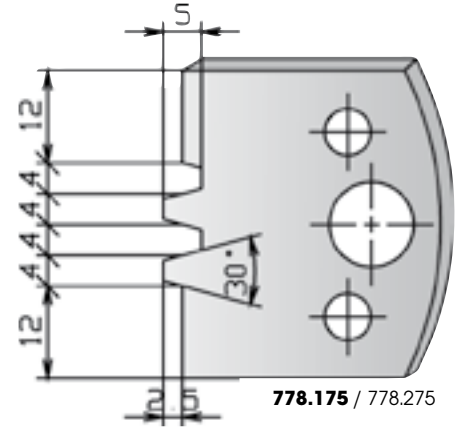
SP Universal profilecutter - Profile knife options



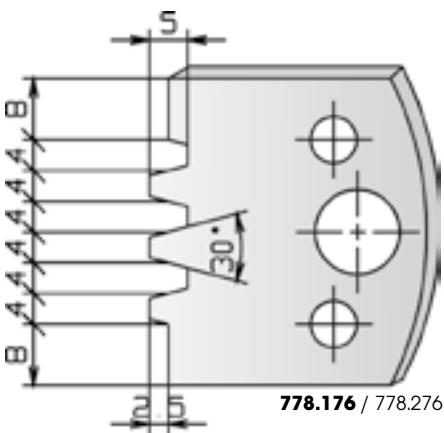
**778.173 / 778.273**



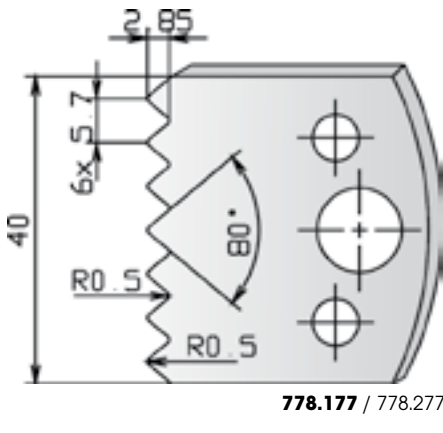
**778.174 / 778.274**



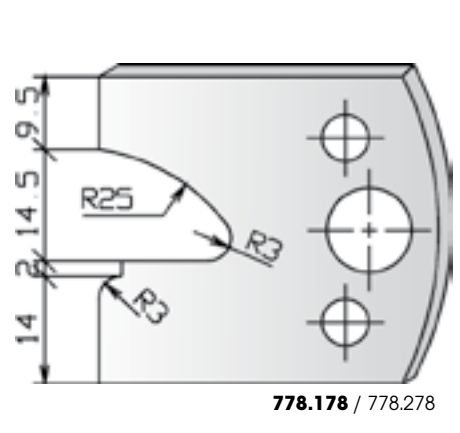
**778.175 / 778.275**



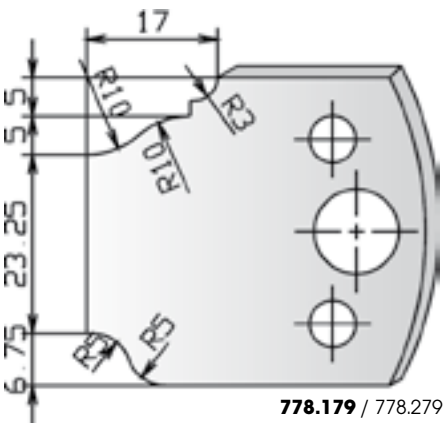
**778.176 / 778.276**



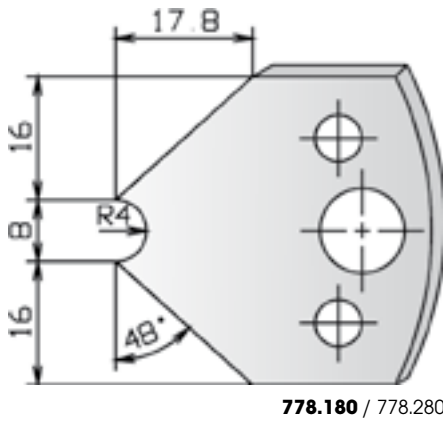
**778.177 / 778.277**



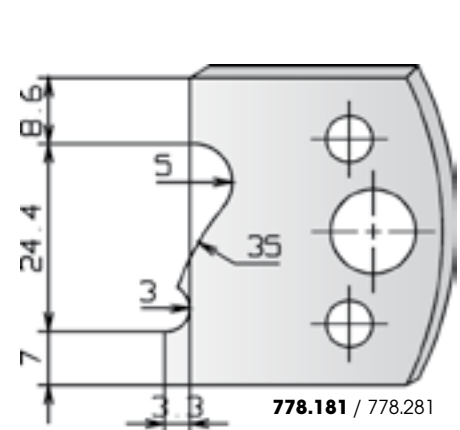
**778.178 / 778.278**



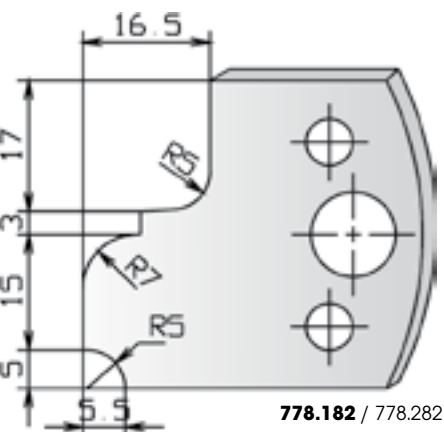
**778.179 / 778.279**



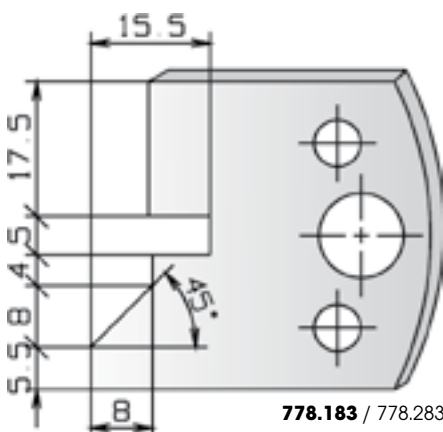
**778.180 / 778.280**



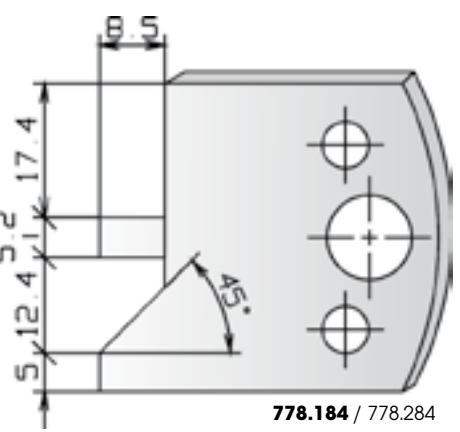
**778.181 / 778.281**



**778.182 / 778.282**



**778.183 / 778.283**



**778.184 / 778.284**

01



Säge

02



Zerspanen

03



Hobeln/Fräsen

04



Profilritzen

05



Nut- und Federfräsen

06



Oberfräsen

07



Bohren

08



PKD-Werkzeuge

09



Spannen

10

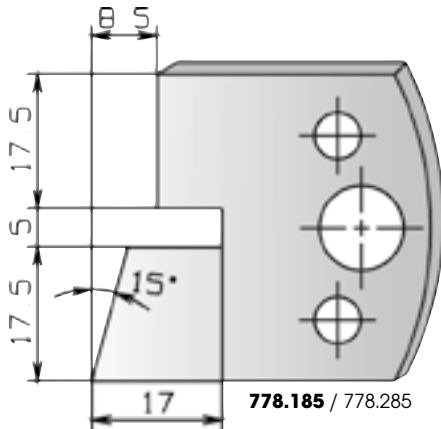


Ersatzteile

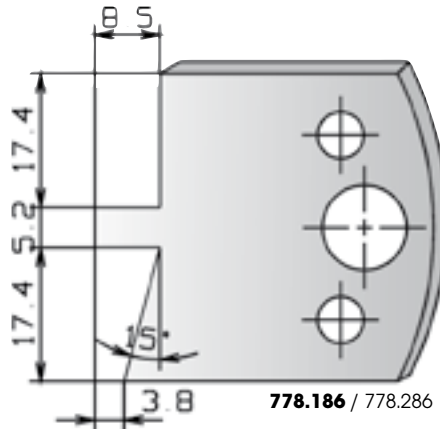
11



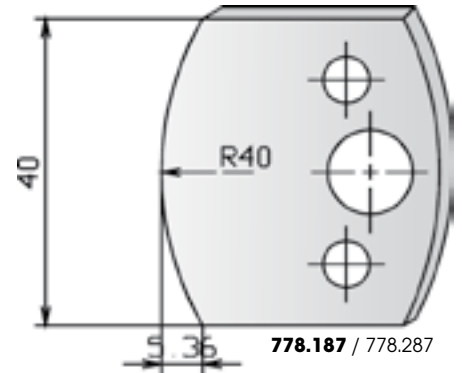
Informationen



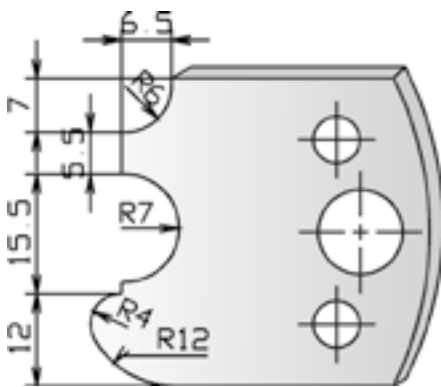
**778.185** / 778.285



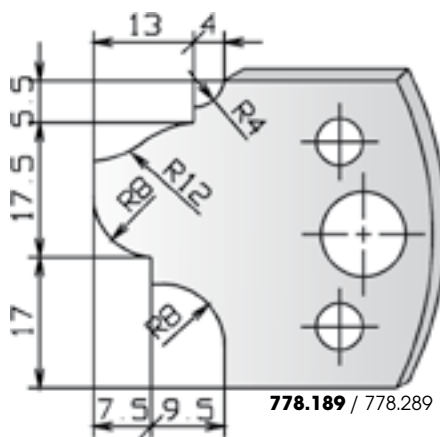
**778.186** / 778.286



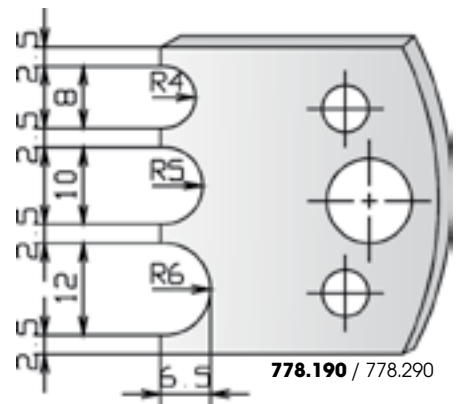
**778.187** / 778.287



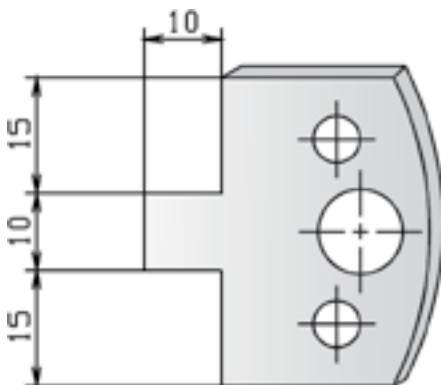
**778.188** / 778.288



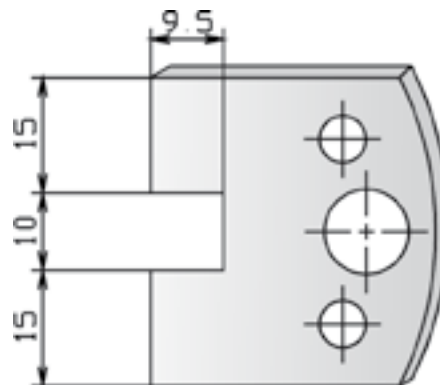
**778.189** / 778.289



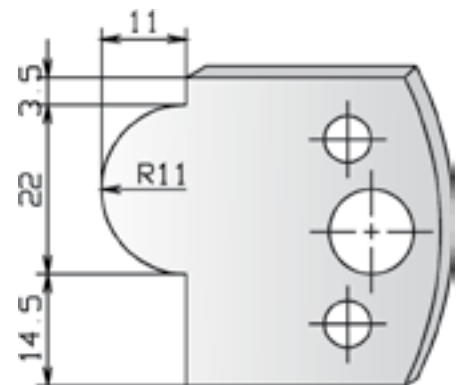
**778.190** / 778.290



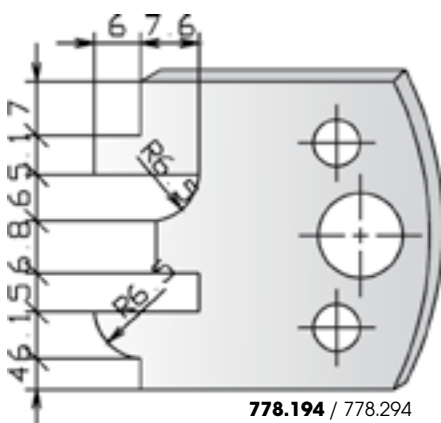
**778.191** / 778.291



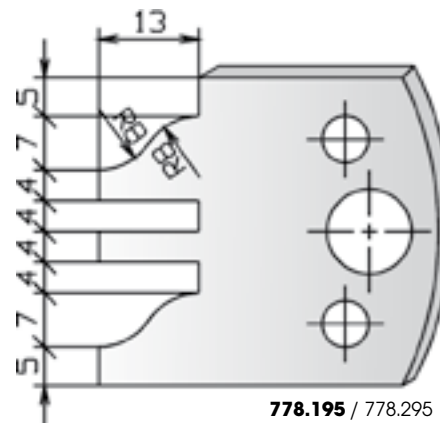
**778.192** / 778.292



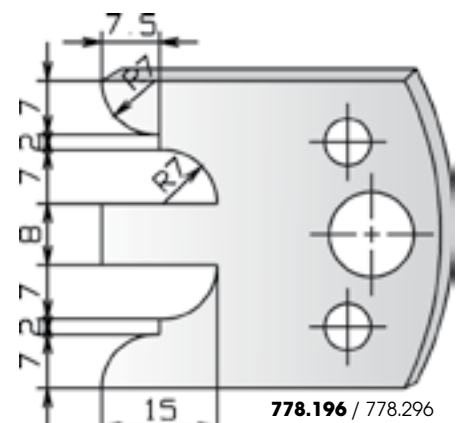
**778.193** / 778.293



**778.194** / 778.294



**778.195** / 778.295






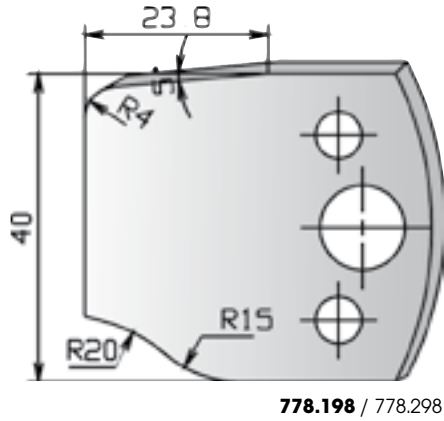
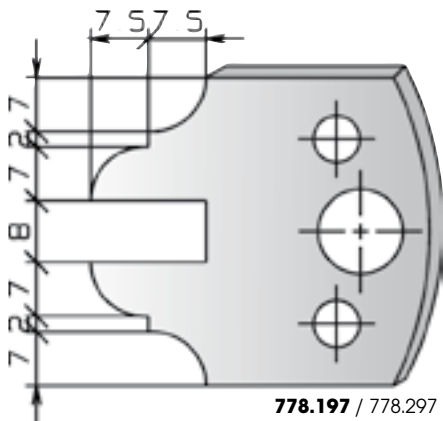


**778.196** / 778.296

2184  
2189

# SP Universal-Profilmesserkopf - Profilmesserauswahl

SP Universal profilecutter - Profile knife options



01



Säge

02



Zerspanen

03



Hobeln/Fräsen

04



Profillfräsen

05



Nut- und Federfräsen

06



Oberfräsen

07



Bohren

08




PKD-Werkzeuge

09



Spannen

10



Ersatzteile

11

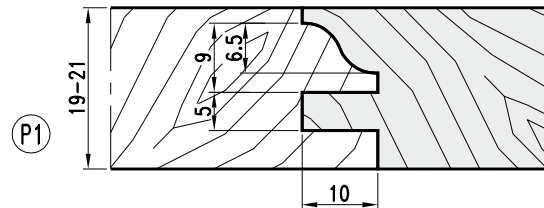
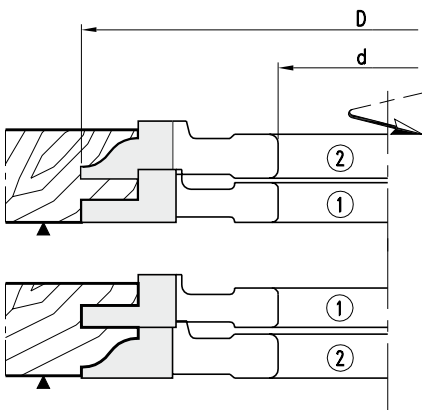


Informationen

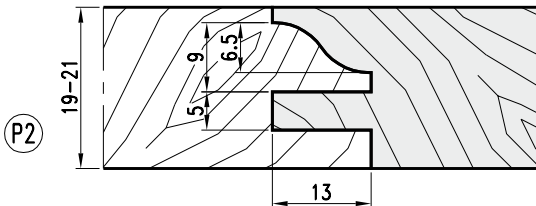


- HW-Profilmesserkopf mit Stahltragkörper zum Fräsen von Profil und Konterprofil an Massivholz-Rahmentüren. Auflistung 11 verschiedener Profilvarianten. Ausführungen für manuellen Vorschub.
- TC-Profile tipped cutterhead with steel tool body for profiles and counter profiles in solid wood framed doors in cabinetry. 11 tool sets for frames with different profiles. Layout for manual feed.

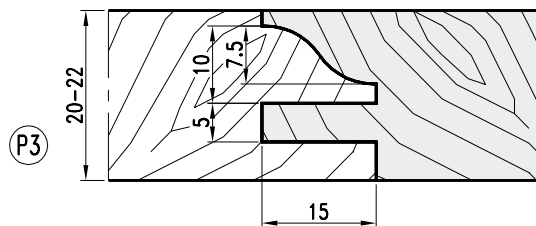
							MAN	HW	
<b>P1</b>									
Nr.	D	B	d	Z	n min -n max	PG	Art. Nr.		
1	140	12	50	3	5500-9500	02	<b>8289.140.012</b>		
2		13	50	3	5500-9500	02	<b>8289.140.013</b>		
Garnitur • Cutterset (1+2)							02	<b>8289.001.000</b>	



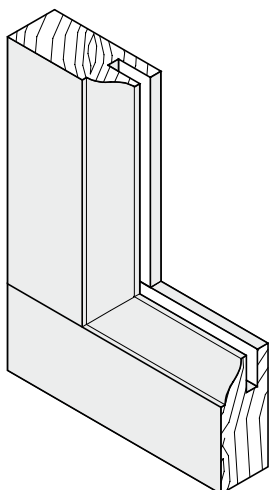
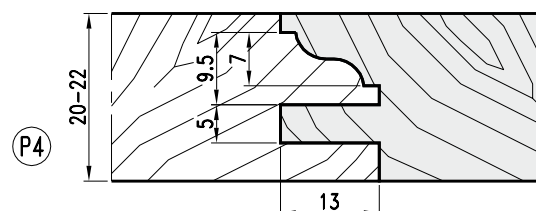
							MAN	HW	
<b>P2</b>									
Nr.	D	B	d	Z	n min -n max	PG	Art. Nr.		
1	140	12	50	3	5500-9500	02	<b>8289.140.112</b>		
2		13	50	3	5500-9500	02	<b>8289.140.113</b>		
Garnitur • Cutterset (1+2)							02	<b>8289.002.000</b>	



							MAN	HW	
<b>P3</b>									
Nr.	D	B	d	Z	n min -n max	PG	Art. Nr.		
1	140	12	50	3	5500-9500	02	<b>8289.140.212</b>		
2		14	50	3	5500-9500	02	<b>8289.140.014</b>		
Garnitur • Cutterset (1+2)							02	<b>8289.003.000</b>	



							MAN	HW	
<b>P4</b>									
Nr.	D	B	d	Z	n min -n max	PG	Art. Nr.		
1	140	12	50	3	5500-9500	02	<b>8289.140.312</b>		
2		13	50	3	5500-9500	02	<b>8289.140.213</b>		
Garnitur • Cutterset (1+2)							02	<b>8289.004.000</b>	

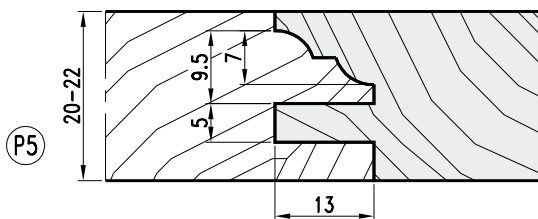




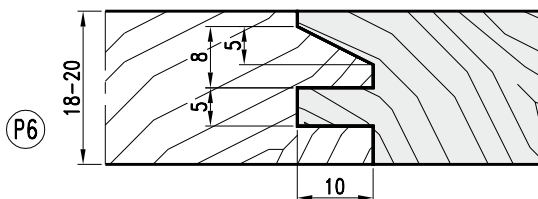
- HW-Profilmesserkopf mit Stahltragkörper zum Fräsen von Profil und Konterprofil an Massivholz-Rahmentüren. Auflistung 11 verschiedener Profilvarianten. Ausführungen für manuellen Vorschub.

- TC-Profile tipped cutterhead with steel tool body for profiles and counter profiles in solid wood framed doors in cabinetry. 11 tool sets for frames with different profiles. Layout for manual feed.

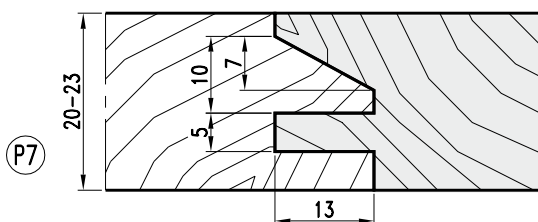
<b>P5</b>		<b>MAN</b>		<b>HW</b>				
Nr.	D	B	d	Z	n min -n max	PG	Art. Nr.	
1	140	12	50	3	5500-9500	02	<b>8289.140.112</b>	
2		13	50	3	5500-9500	02	<b>8289.140.313</b>	
Garnitur • Cutterset (1+2)							02	<b>8289.005.000</b>




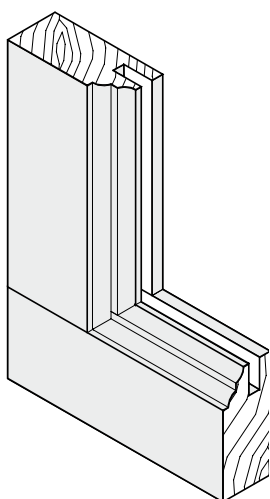
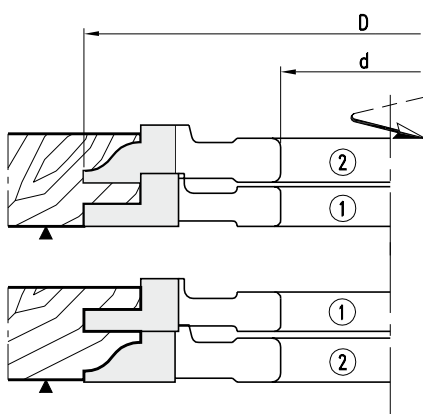
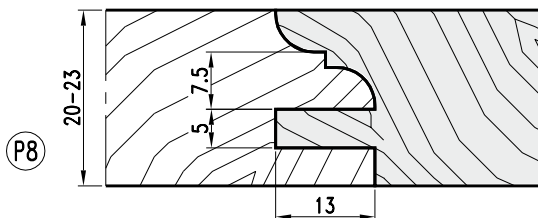
<b>P6</b>		<b>MAN</b>		<b>HW</b>				
Nr.	D	B	d	Z	n min -n max	PG	Art. Nr.	
1	140	12	50	3	5500-9500	02	<b>8289.140.012</b>	
2		14	50	3	5500-9500	02	<b>8289.140.114</b>	
Garnitur • Cutterset (1+2)							02	<b>8289.006.000</b>



<b>P7</b>		<b>MAN</b>		<b>HW</b>				
Nr.	D	B	d	Z	n min -n max	PG	Art. Nr.	
1	140	12	50	3	5500-9500	02	<b>8289.140.212</b>	
2		15	50	3	5500-9500	02	<b>8289.140.015</b>	
Garnitur • Cutterset (1+2)							02	<b>8289.007.000</b>

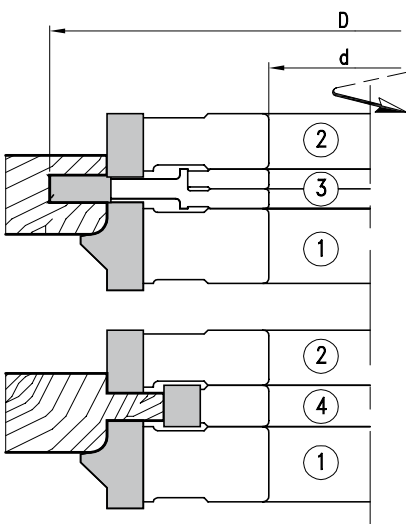
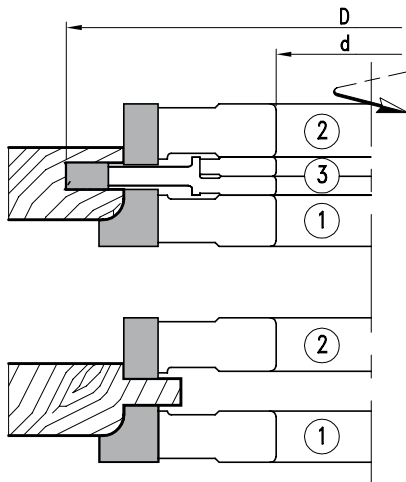
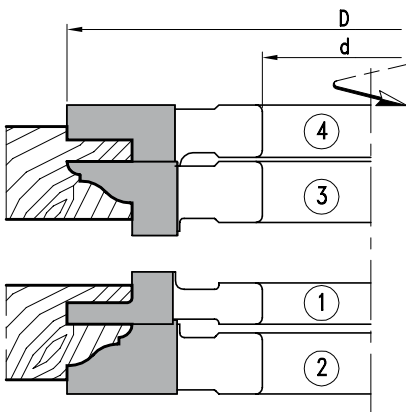


<b>P8</b>		<b>MAN</b>		<b>HW</b>				
Nr.	D	B	d	Z	n min -n max	PG	Art. Nr.	
1	140	12	50	3	5500-9500	02	<b>8289.140.312</b>	
2		15	50	3	5500-9500	02	<b>8289.140.115</b>	
Garnitur • Cutterset (1+2)							02	<b>8289.008.000</b>

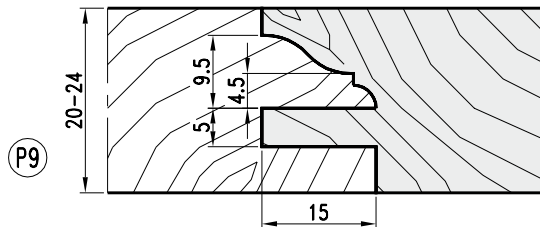




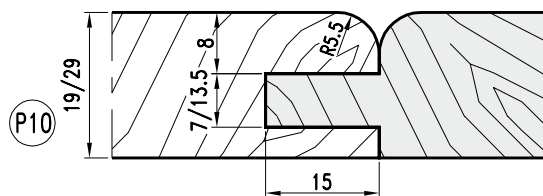
- HW-Profilmesserkopf mit Stahltragkörper zum Fräsen von Profil und Konterprofil an Massivholz-Rahmentüren. Auflistung 11 verschiedener Profilvarianten. Ausführungen für manuellen Vorschub.
- TC-Profile tipped cutterhead with steel tool body for profiles and counter profiles in solid wood framed doors in cabinetry. 11 tool sets for frames with different profiles. Layout for manual feed.



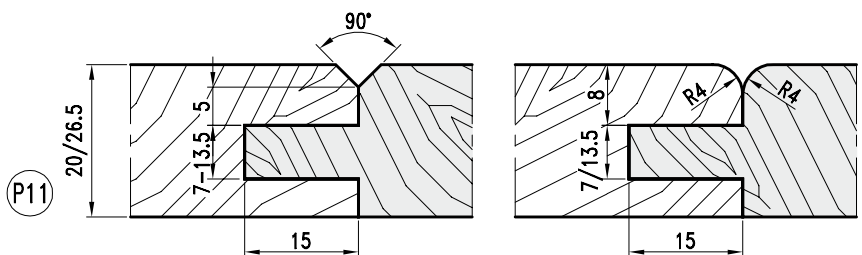
P9							MAN	HW
Nr.	D	B	d	Z	n min -n max	PG	Art. Nr.	
1	140	12	50	3	5500-9500	02	<b>8289.140.212</b>	
2		17	50	3	5500-9500	02	<b>8289.140.017</b>	
3		17	50	3	5500-9500	02	<b>8289.140.117</b>	
4		15	50	3	5500-9500	02	<b>8289.140.215</b>	
Garnitur • Cutterset (1+2)							02	<b>8289.009.000</b>
Garnitur • Cutterset (3+4)							02	<b>8289.009.001</b>



P10							MAN	HW
Nr.	D	B	d	Z	V	n min -n max	PG	Art. Nr.
1	143	10	50	3		5300-9100	02	<b>8289.143.010</b>
2	130	16		3		6000-10200	02	<b>8289.130.016</b>
3	160	7-13,5		4	4	4800-8300	02	<b>8289.160.007</b>
Garnitur • Cutterset (1+2+3)							02	<b>8289.010.000</b>



P11							MAN	HW
Nr.	D	B	d	Z	V	n min -n max	PG	Art. Nr.
1	143	22,5	50	3		5300-9100	02	<b>8289.143.023</b>
2	130	16		3		6000-10200	02	<b>8289.130.116</b>
3	160	7-13,5		4	4	4800-8300	02	<b>8289.160.107</b>
4	100	15		3		7700-13300	02	<b>8289.100.015</b>
Garnitur • Cutterset (1+2+3)							02	<b>8289.011.000</b>



# 8289

## HW Türprofil- und Konterprofilgarnitur - Festbestückt

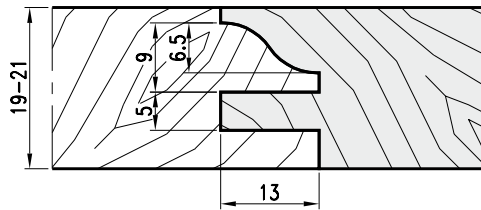
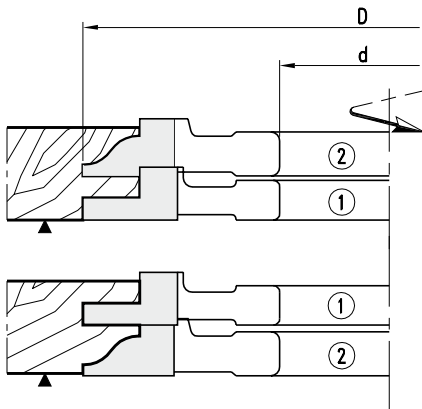
TC Profile- and counterprofile cutterset for doors - Tipped



- HW-Profilmesserkopf mit Stahltragkörper zum Fräsen von Profil und Konterprofil an Massivholz-Rahmentüren. Ausführungen für manuellen Vorschub.
- TC-Profile tipped cutterhead with steel tool body for profiles and counter profiles in solid wood framed doors in cabinetry. Layout for manual feed.

MAN HW

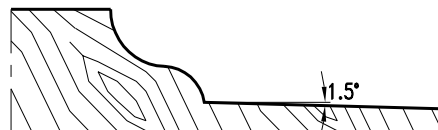
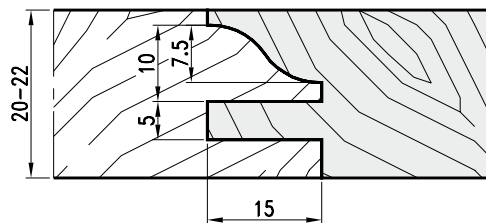
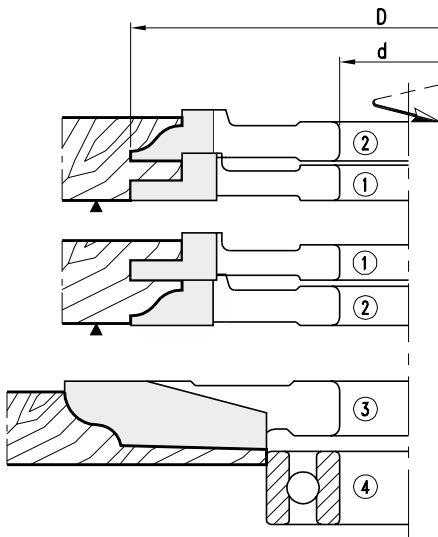
Nr.	D	B	d	Z	n min -n max	PG	Art. Nr.	
1	120	10,5	30	2	6400-11100	02	<b>8289.120.011</b>	
2	120	11,8	30	2	6400-11100	02	<b>8289.120.012</b>	
Garnitur • Cutterset (1+2)							02	<b>8289.012.000</b>



- HW-Profilmesserkopf mit Stahltragkörper zum Fräsen von Profil und Konterprofil, sowie zum Abplatteln von Füllungen mit Anlaufring. Ausführungen für manuellen Vorschub.
- TC-Profile tipped cutterhead with steel tool body for profiles and counter profiles, and for panel raising with guide ring. Layout for manual feed.

MAN HW

Nr.	DB	d	Z	n min -n max	PG	Art. Nr.		
1	120	10,5	30	2	6400-11100	02	<b>8289.120.111</b>	
2	120	11,8	30	2	6400-11100	02		
<b>8289.120.112</b>		3	150	14,0	30	2	5200-8900	
02	<b>8289.150.014</b>							
4	62					02	<b>8289.062.000</b>	
Garnitur • Cutterset (1+2+3+4)							02	<b>8289.013.000</b>



01



Sägen

02



Zeispannen

03



Hobeln/Fräsen

04



Profilfräsen

05



Nut- und Federfräsen

06



Oberfräsen

07



Bohren

08



PKD-Werkzeuge

09



Spannen

10



Ersatzteile

11



Informationen

i



- WP-Profilmesserkopf mit Stahltragkörper zum Fräsen von Profil und Konterprofil an Massivholz-Rahmentüren. Vier verschiedene Profilvarianten. Ausführungen für mechanischen Vorschub.
- TC-Profile cutterhead with steel tool body and reversible knives for profiles and counter profiles in solid wood framed doors in cabinetry. Four tool sets for frames with different profiles. Layout for mechanical feed.

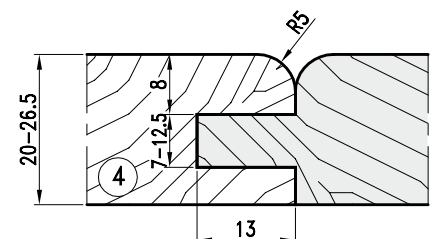
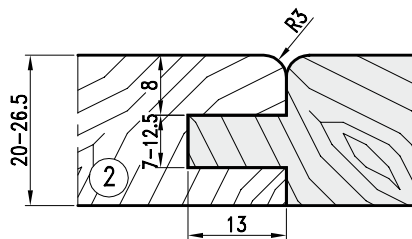
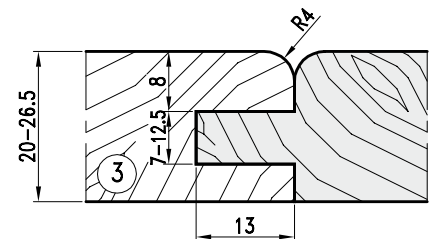
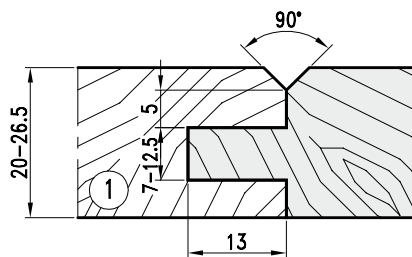
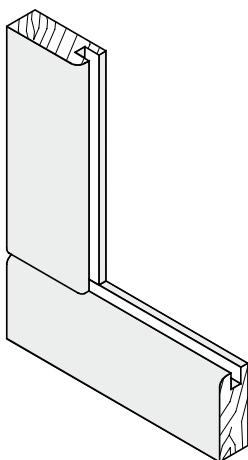
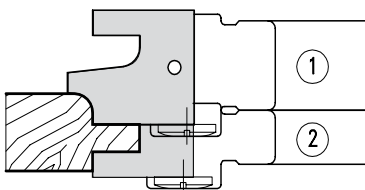
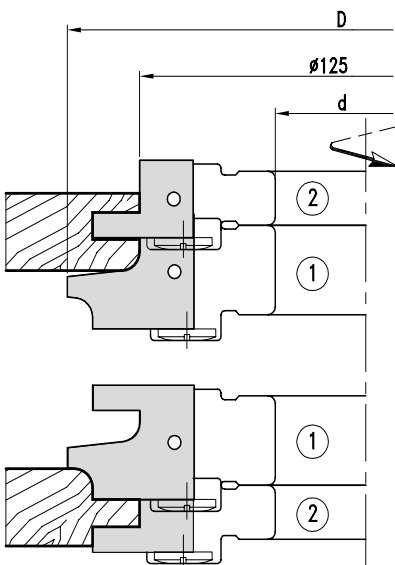
**MEC** **HW**

Nr.	D	B	d	Z	n min -n max	PG	Art. Nr.	
1	165	30	30/50	2	5500-9500	02	<b>4814.165.030 ●</b>	
2	151	20	30/50	2	5500-9500	02	<b>4814.151.020 ●</b>	
Garnitur • Cutterset							02	<b>4814.000.000</b>

● ohne Wendemesser ● cutterhead supplied without knives

#### Wechselsmesser/Ersatzteile • Reversible knives/Spare parts

Nr.	P	Dim.	PG	Art. Nr.	
Wechselsmesser • Reversible knife	1	P1	30x35x2	02	<b>785.790</b>
		P2	30x35x2	02	<b>785.791</b>
		P3	30x35x2	02	<b>785.792</b>
		P4	30x35x2	02	<b>785.793</b>
Spannkeil • Clamping wedge	1		20x30x2	02	<b>785.794</b>
	2			02	<b>707.578.01</b>
Gewindestift • Screw			M8x16	02	<b>707.578.02</b>
Sechskantschlüssel • T Wrench			SW4 (M8)	02	<b>706.104</b>





**4819****HW Türprofil- und Konterprofilgarnitur - Wechseltmesser**

TC Profile- and counterprofile cutterset for doors - Reversible knife



- WP-Profilmesserkopf mit Stahltragkörper zum Fräsen von Profil und Konterprofil an Massivholz-Rahmentüren mit Anlaufring. Drei verschiedene Profilvarianten. Ausführungen für manuellen Vorschub.
- TC-Profilmesserkopf mit Stahltragkörper und Wendemessern für Profile und Konterprofile mit Anlaufring in Massivholz-Rahmentüren in Schränken. Drei Messer-Sets für Rahmen mit unterschiedlichen Profilen. Layout für manuellen Vorschub.

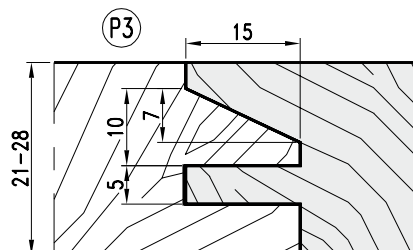
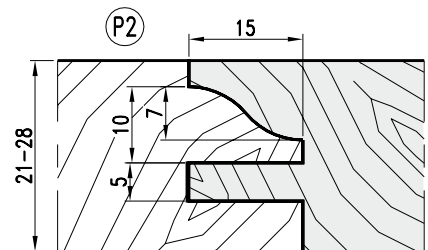
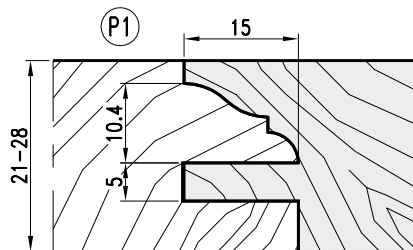
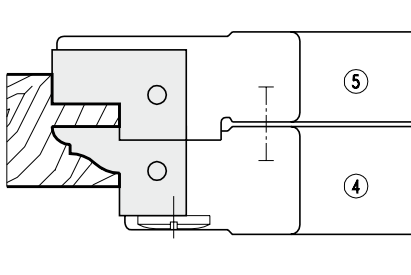
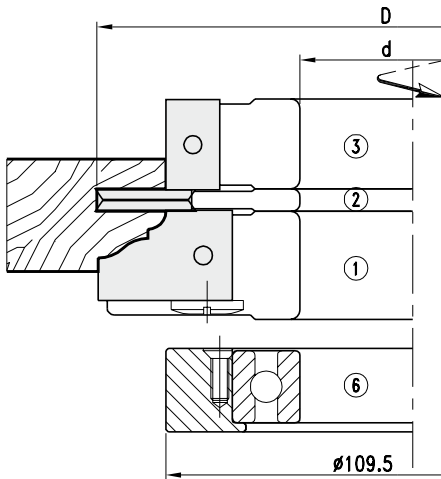
**MAN HW**

Nr.	D	B	d	Z	V	n min -n max	PG	Art. Nr.	
1	139,5	20	50	4		5500-9500	02	<b>4819.140.020</b>	
2	140,0	5	50	4	4	5500-9500	02	<b>4849.140.005</b>	
3	109,5	20	50	4		7000-11900	02	<b>4819.110.020</b>	
4	160,0	20	50	3		4800-8300	02	<b>4819.160.020</b>	
5		20	50	3		4800-8300	02	<b>4819.160.120</b>	
6	109,5	Anlaufring • Template ring					02	<b>702.224</b>	
Garnitur • Cutterset								02	<b>4819.000.000</b>

● ohne Wendemesser ● cutterheads supplied without knives

**Wechseltmesser/Ersatzteile • Reversible knives/Spare parts**

	Nr.	P	Dim.	PG	Art. Nr.
Wechseltmesser • Reversible knife	1	P1	20x30x2	02	<b>785.750</b>
		P2	20x30x2	02	<b>785.751</b>
		P3	20x30x2	02	<b>785.752</b>
	3		20x12x1,5	02	<b>750.102</b>
	4	P1	20x30x2	02	<b>785.753</b>
		P2	20x30x2	02	<b>785.754</b>
		P3	20x30x2	02	<b>785.755</b>
Spannkeil • Clamping wedge	5		20x30x2	02	<b>785.756</b>
	1			02	<b>707.091</b>
	3			02	<b>707.130.20</b>
	4			02	<b>707.092</b>
	5			02	<b>707.093</b>
Gewindestift • Screw			M8x16	02	<b>705.542</b>
Kugellager • Ball bearing	6		D=80	02	<b>701.105</b>
Sechskantschlüssel • T Wrench			SW4	02	<b>706.104</b>

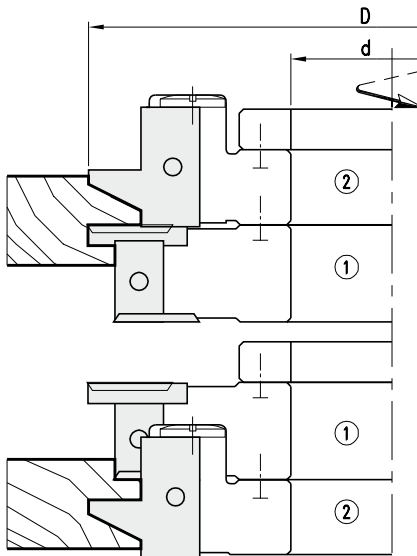




- WP-Profilmesserkopf mit Stahltragkörper zum Fräsen von Profil und Konterprofil an Massivholz-Rahmentüren. Drei verschiedene Profilvarianten. Ausführungen für manuellen Vorschub.
- TC-Profile cutterhead with steel tool body and reversible knives for profiles and counter profiles in solid wood framed doors in cabinetry. Three tool sets for frames with different profiles. Layout for manual feed.

**MAN HW**

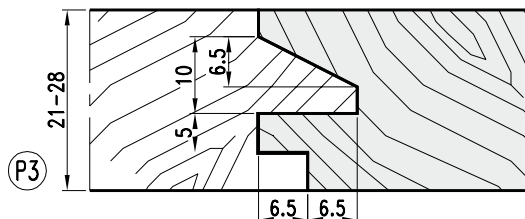
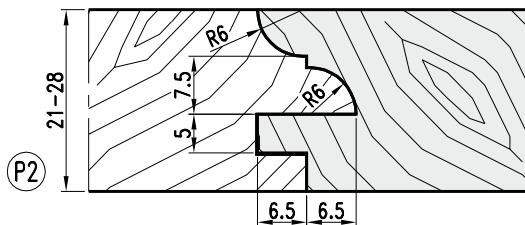
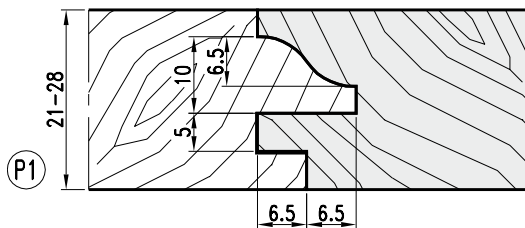
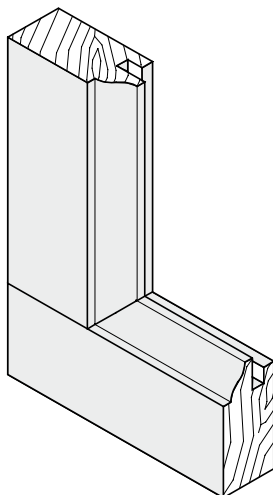
Nr.	D	B	d	Z	V	I	n min-n max	PG	Art. Nr.
1	150,2	24,0	30/50	2	2+2	2	5200-8900	02	<b>4819.150.024</b>
2	150,0	29,5	30/50	2			5200-8900	02	<b>4819.150.030</b>
Garnitur • Cutterset									02 <b>4819.000.001</b>



#### Wechselmesser/Ersatzteile • Reversible knives/Spare parts

	Nr.	P	Dim.	PG	Art. Nr.
Wechselmesser • Reversible knife	2	P1	29,5X27,5X2	02	<b>785.404</b>
		P2	29,5X27,5X2	02	<b>785.405</b>
		P3	29,5X27,5X2	02	<b>785.406</b>
		P4	20x12x1,5	02	<b>750.102</b>
Spannkeil • Clamping wedge	2			02	<b>707.253</b>
	1			02	<b>707.002.18</b>
Gewindestift • Screw			M8x16	02	<b>705.542</b>
Vorschneider • Spur				22x19x2	02
<b>760.101</b>					
Spannschraube • Screw			M5x8	02	<b>705.422</b>
Nutmesser • Groover			13x24,5x5	02	<b>783.102</b>
Schraube • Screw			M5x13,5	02	<b>705.318</b>
Sechskantschlüssel • T Wrench			SW3(M5)	02	<b>706.103</b>
			SW4(M8)	02	<b>706.104</b>

- Garnitur Art. 4819.000.001 wird vollständig mit 3 Profilen geliefert
- Cutterset 4819.000.001 supplied complete with 3 profiles





- WP-Profilmesserkopf mit Stahltragkörper zum Fräsen von Profil und Konterprofil an Massivholz-Rahmentüren. Drei verschiedene Profilvarianten. Ausführungen für manuellen Vorschub.
- TC-Profile cutterhead with steel tool body and reversible knives for profiles and counter profiles in solid wood framed doors in cabinetry. Three tool sets for frames with different profiles. Layout for manual feed.

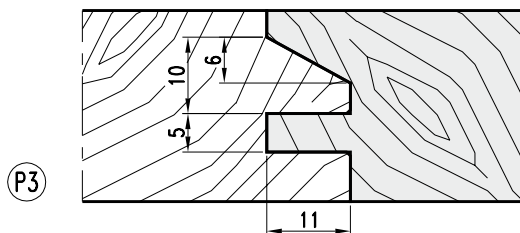
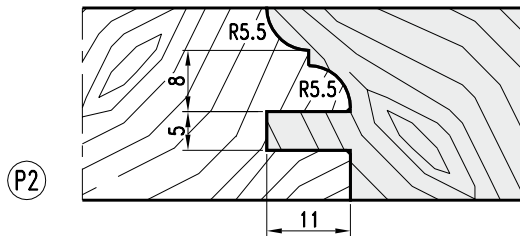
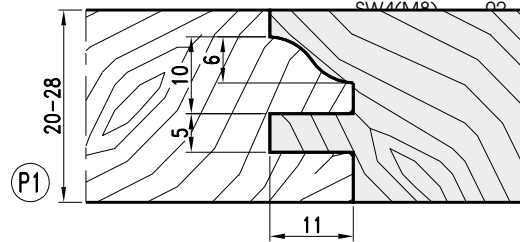
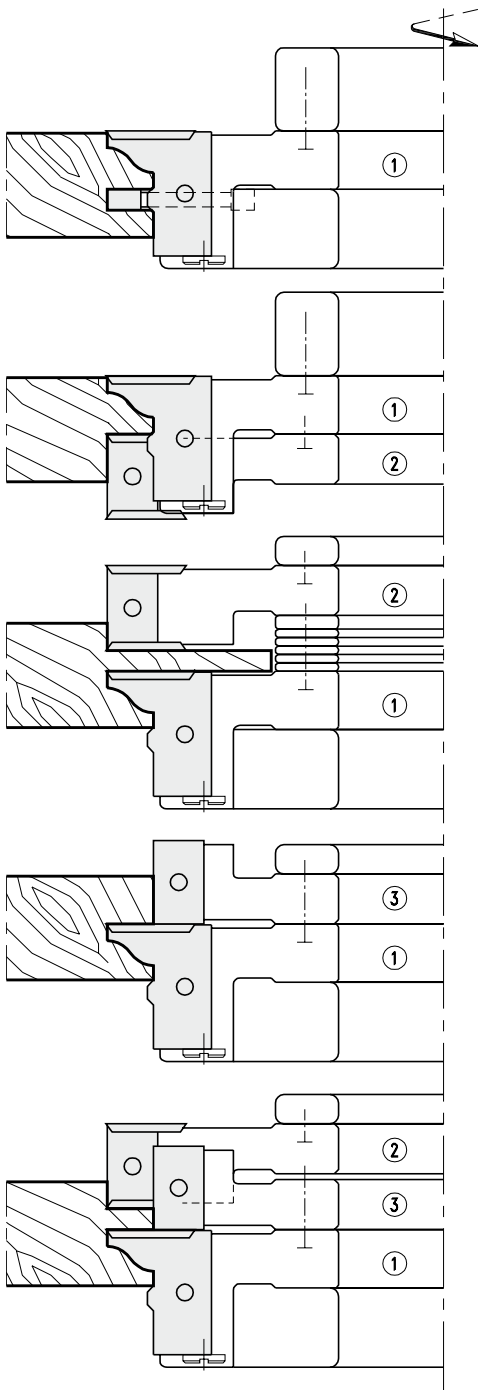
MAN HW


Nr.	D	B	d	Z	V	l	n min -n max	PG	Art. Nr.
1	160	30	30/50	3	3	3	4800-8300	02	<b>4819.160.030 ●</b>
2		20	30/50	3	3+3		4800-8300	02	<b>4819.160.220</b>
3	138	20	30/50	3			5600-9600	02	<b>4819.138.020</b>
Garnitur • Cutterset									02 <b>4819.000.002</b>

● ohne Wechselsmesser ● cutterheads supplied without knives

#### Wechselsmesser/Ersatzteile • Reversible knives/Spare parts

	Nr.	P	Dim.	PG	Art. Nr.
Wechselsmesser • Reversible knife	1	P1	30x25x2	02	<b>785.302</b>
		P2	30x25x2	02	<b>785.301</b>
		P3	30x25x2	02	<b>785.303</b>
Spannkeil • Clamping wedge	2/3		20x12x1,5	02	<b>750.102</b>
	1			02	<b>707.807</b>
Gewindestift • Screw	2/3			02	<b>707.002.18</b>
	1		M8x12	02	<b>705.541</b>
Vorschneider • Spur	2/3		M8x16	02	<b>705.542</b>
	1		22x19x2	02	<b>760.101</b>
	2		14x14x2	02	<b>750.111</b>
Spannschraube • Screw			M5x8	02	<b>705.422</b>
Nutmesser • Groover			35x17x5	02	<b>783.121</b>
Schraube • Screw			M5x13,5	02	<b>705.318</b>
Sechskantschlüssel • T Wrench			SW3(M5)	02	<b>706.103</b>
			SW4(M6)	02	<b>706.104</b>





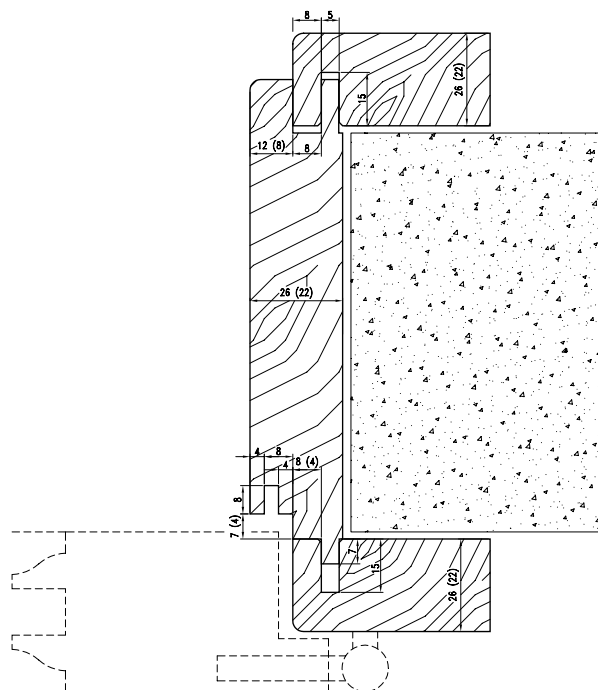
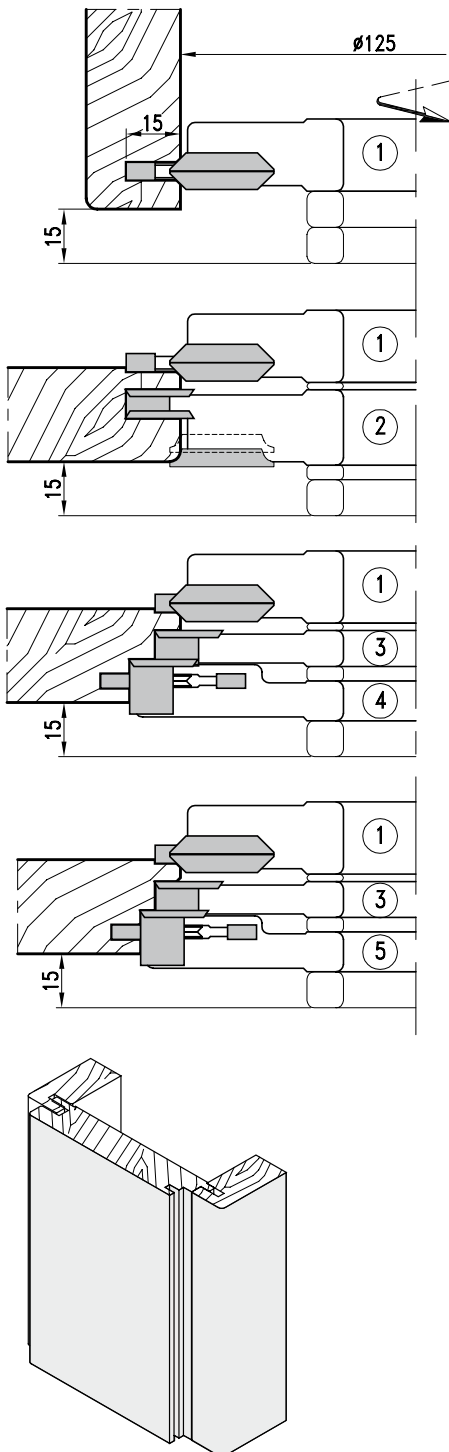
- WP-Profilmesserkopf mit Stahltragkörper zum Fräsen von Türfutter und Bekleidung. Für Weich- und Harthölzer bzw. Span- und Faserwerkstoffe, beschichtet oder Furniert. Ausführungen für manuellen Vorschub.
- TC-Profile cutterhead with steel tool body and reversible knives for door cases and door linings. For softwood and hardwood, chipboard and fibre material, plastic coated and veneered. Layout for manual feed.


MAN HW

Nr.	D	B	d	Z	V	l	n min-n max	PG	Art. Nr.
1	125	4,0	40/50	2		2	6100-10500	02	<b>4879.125.004</b>
2	155	8,0	40/50	2	4		4300-8400	02	<b>4879.155.008</b>
3	139	9,8	40/50	2	2		5600-9600	02	<b>4879.139.010</b>
4	153	15,0	40/50	2	2	2	5000-8600	02	<b>4879.153.015</b>
5	147	15,0	40/50	2	2		5200-8900	02	<b>4879.147.015</b>

#### Wechselmesser/Ersatzteile • Reversible knives/Spare parts

Nr.	Dim.	PG	Art. Nr.
Wechselmesser • Reversible knife	2	7,5x12x1,5	02 <b>750.097</b>
	3	9,6x12x1,5	02 <b>750.098</b>
	4/5	15x12x1,5	02 <b>750.101</b>
Spannkeil • Clamping wedge	2		02 <b>707.002.07</b>
	3		02 <b>707.002.08</b>
	4/5		02 <b>707.133.15</b>
Schraube • Screw	2	M5x12	02 <b>705.523</b>
	3	M6x16	02 <b>705.535</b>
	4/5	M8x12	02 <b>705.541</b>
Vorschneider • Spur		14x14x2	02 <b>750.111</b>
Schraube • Screw		M5x7	02 <b>705.425</b>
Nutmesser • Groover	1	20x34x5	02 <b>783.123</b>
	1	20x26x5	02 <b>783.124</b>
Abrundmesser • Rounding blade		R3	02 <b>780.251</b>
Fasemesser • Chamfering blade		45°	02 <b>780.260</b>
Schraube • Screw		M5x13,5	02 <b>705.318</b>
Sechskantschlüssel • T Wrench		SW2,5(M5)	02 <b>706.102</b>
		SW3(M6)	02 <b>706.103</b>
		SW4(M8)	02 <b>706.104</b>





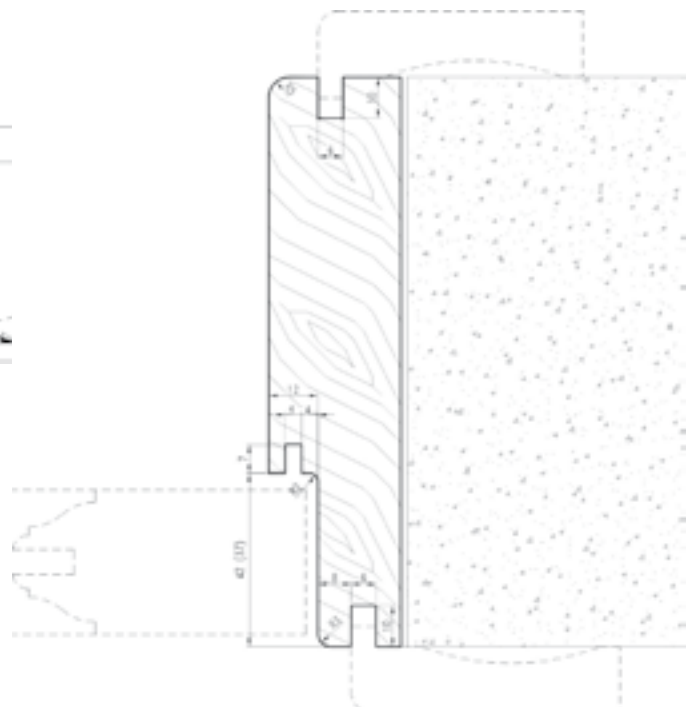
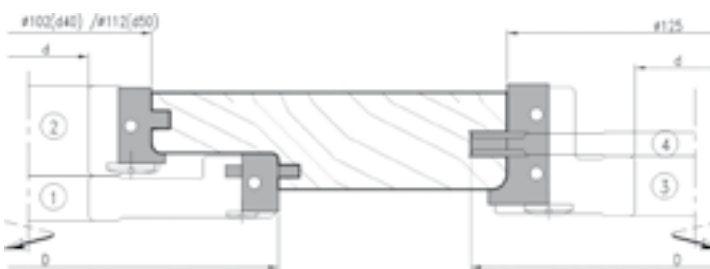
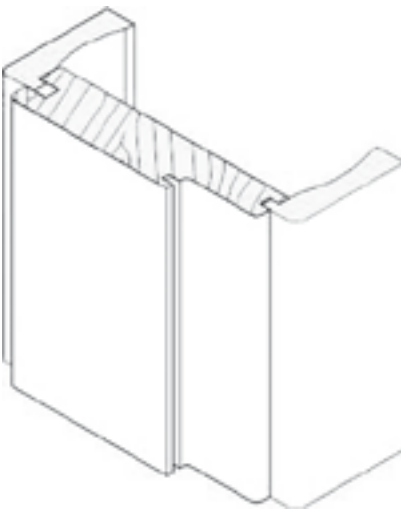
- WP-Profilmesserkopf mit Stahltragkörper zum Fräsen von Türfutter und Bekleidung. Für Weich- und Harthölzer bzw. Span- und Faserwerkstoffe, beschichtet oder Furniert. Ausführungen für mechanischen Vorschub.
- TC-Profile cutterhead with steel tool body and reversible knives for door cases and door linings. For softwood and hardwood, chipboard and fibre material, plastic coated and veneered. Layout for mechanical feed.

**MEC** **HW**

Nr.	D	B	d	Z	V	l	n min -n max	PG	Art. Nr.
1	166	20	40/50	4		2	7800	02	<b>4884.166.020</b>
2	102	25	40	4			14200	02	<b>4884.102.025</b>
	112	25	40/50	4			12000	02	<b>4884.112.025</b>
3	137	40	40/50	4			9500	02	<b>4884.137.040</b>
4	149	6	40/50	4	4		8900	02	<b>4884.149.006</b>

#### Wechselmesser/Ersatzteile • Reversible knives/Spare parts

	Nr.	Dim.	PG	Art. Nr.	
Wechselmesser • Reversible knife	1	20x12x1,5	02	<b>785.110</b>	
	2	25x17x2	02	<b>785.111</b>	
	3	40x20x2	02	<b>785.112</b>	
	4	7,6x12x1,5	02	<b>750.097</b>	
Spannkeil • Clamping wedge	1		02	<b>707.130.20</b>	
	2		02	<b>707.012.23</b>	
	3		02	<b>707.002.38</b>	
	4		02	<b>707.002.07</b>	
Schraube • Screw (DIN 915)	1/3	M8x16	02	<b>705.542</b>	
	2	M6x16	02	<b>705.535</b>	
	4	M5x12	02	<b>705.523</b>	
Vorschneider • Spur			14x14x2	02	<b>750.111</b>
Schraube • Screw (DIN 963)		M5x8	02	<b>705.422</b>	
Nutmesser • Groover		25,5x13x4	02	<b>783.101</b>	
Schraube • Screw		M5x13,5	02	<b>705.318</b>	
Sechskantschlüssel • T Wrench		SW4 (M8)	02	<b>706.104</b>	
		SW3 (M6)	02	<b>706.103</b>	
		SW2,5 (M5)	02	<b>706.102</b>	



- 01 Sägen
- 02 Zeispanen
- 03 Hobeln/Fräsen
- 04 Profillfräsen
- 05 Nut- und Federfräsen
- 06 Oberfräsen
- 07 Bohren
- 08 PKD-Werkzeuge
- 09 Spannen
- 10 Ersatzteile
- 11 Informationen



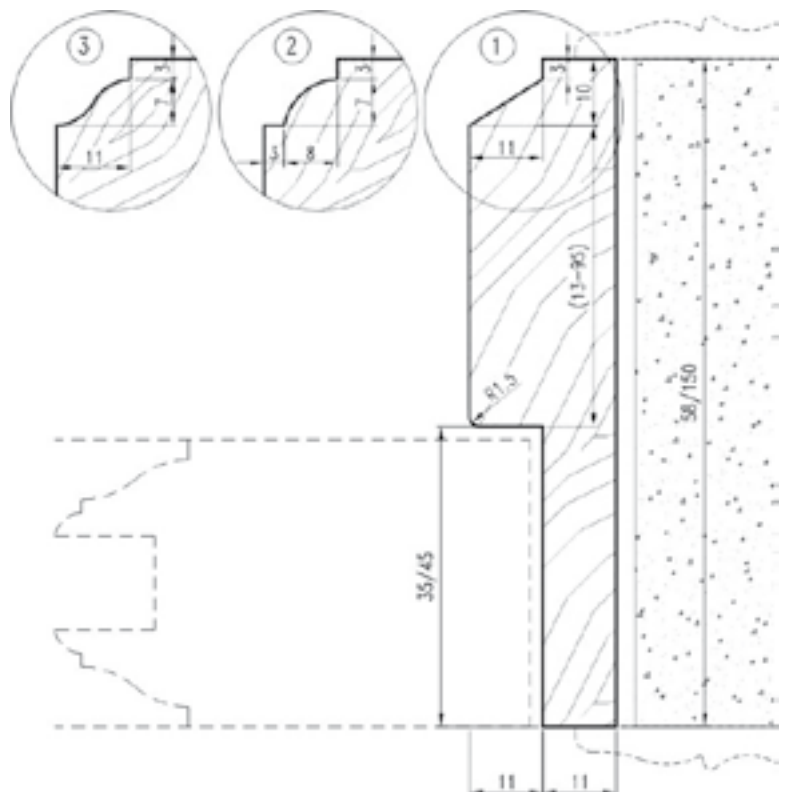
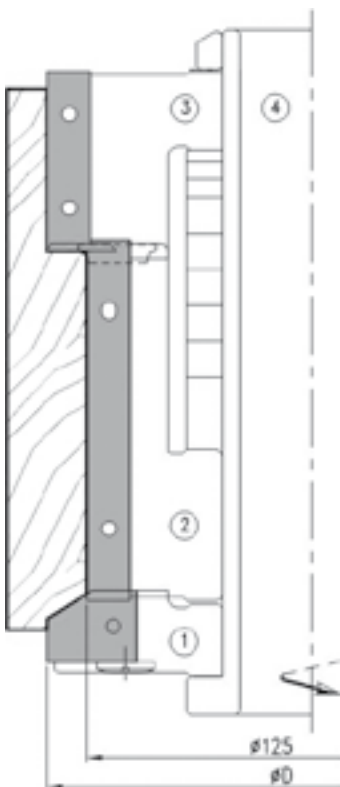
- WP-Profilmesserkopf mit Stahltragkörper zum Fräsen von Türfuttern. Für Weich- und Harthölzer. Ausführungen für mechanischen Vorschub.
- TC-Profile cutterhead with steel tool body and reversible knives for door cases made from softwood and hardwood. Layout for mechanical feed.

Nr.	D	B	d	Z	V	S	n max	PG	MEC HW		
									Art. Nr.		
1	147	20	50	2			8900	02	<b>4884.147.020</b>	●	
2	125	100	50	2			8900	02	<b>4884.125.100</b>		
3	147	50	50	2	2	2	8900	02	<b>4884.147.050</b>		
4	50	190	40					02	<b>704.901</b>		
1+2+3+4									02	<b>4884.000.000</b>	

● ohne Wechselmesser ● supplied without knives

#### Wechselmesser/Ersatzteile • Reversible knives/Spare parts

	Nr.	Dim.	PG	Art. Nr.
Wechselmesser • Reversible knife	1	20x25x2	02	<b>785.621</b>
		20x25x2	02	<b>785.622</b>
		20x25x2	02	<b>785.623</b>
	2	100x13x2,2	02	<b>750.109</b>
	3	50x12x1,5	02	<b>750.106</b>
Spannkeil • Clamping wedge	1		02	<b>707.084</b>
	2		02	<b>707.002.98</b>
	3		02	<b>707.130.48</b>
Gewindestift • Screw (DIN915)		M8x16	02	<b>705.542</b>
Vorschneider • Spur		14x14x2	02	<b>750.111</b>
Spannschraube • Screw (DIN963)		M5x8	02	<b>705.422</b>
Abrundmesser • Rounding blade		R1,5	02	<b>780.205</b>
Schraube • Screw		M5x13,5	02	<b>705.318</b>
Sechskantschlüssel • T Wrench		SW3(M5)	02	<b>706.103</b>
		SW4(M8)	02	<b>706.104</b>



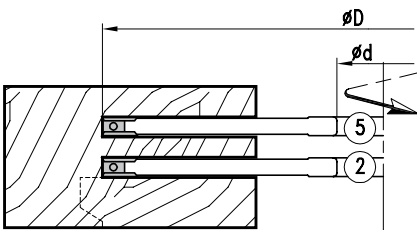
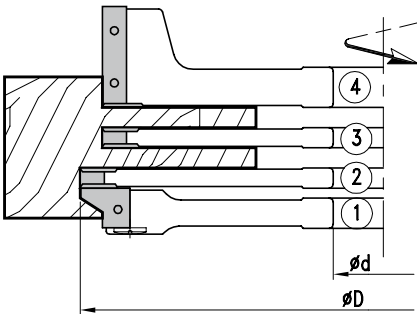


- WP-Schlitz- und Zapfenfräser mit Stahltragkörper. Drei Profile für Tür-Rahmenverbindungen aus Weich- oder Hartholz. Ausführungen für manuellen Vorschub.
- TC-Slot- and Tenon cutters with steel tool body and reversible knives. Three profiles for door frames made from soft- or hardwood. Layout for manual feed.

MAN HW

Nr.	D	B	d	Z	V	n min -n max	PG	Art. Nr.
1	302	20	50	3		2600-4400	02	<b>5239.302.020</b> ●
2		10	50	3	6	2600-4400	02	<b>5239.302.010</b>
3	280	10	50	3	6	2800-4700	02	<b>5199.280.010</b>
4		50	50	3	3	2800-4700	02	<b>5239.280.050</b>
5	302	10	50	3	6	2800-4400	02	<b>5199.302.010</b>

● ohne Wechselmesser ● supplied without knives



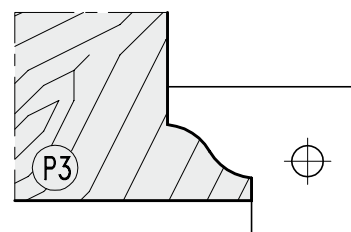
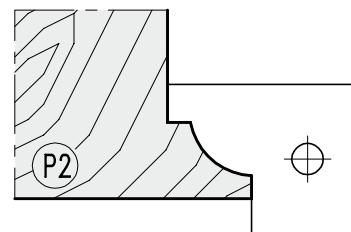
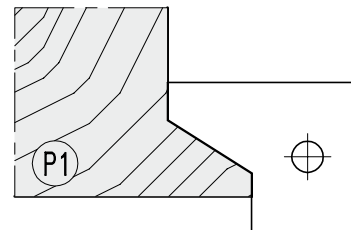
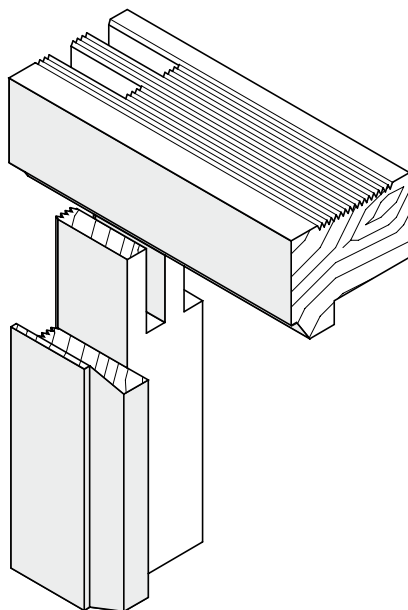
### Wechselmesser/Ersatzteile • Reversible knives/Spare parts

	Nr.	Dim.	PG	Art. Nr.
Wechselmesser • Reversible knife	1	P1 20x25x2	02	<b>785.625</b>
		P2 20x25x2	02	<b>785.626</b>
		P3 20x25x2	02	<b>785.627</b>
2/3/5		9,6x12x1,5	02	<b>750.098</b>
Spannkeil • Clamping wedge	4		02	<b>750.106</b>
	1		02	<b>707.085</b>
	2/3/5		02	<b>707.002.08</b>
Gewindestift • Screw		M8x16	02	<b>705.542</b>
	2/3/5	M6x16	02	<b>705.535</b>
			02	<b>707.130.50</b>
Vorschneider • Spur		14x14x2	02	<b>750.111</b>
Spannschraube • Screw		M5x8	02	<b>705.422</b>
Sechskantschlüssel • T Wrench		SW3(M6)	02	<b>706.103</b>
		SW4(M8)	02	<b>706.104</b>

- Serienartikel, kurzfristige Fertigung bei Bestellung
- Standard article short-time production after order

Profile, siehe Art. 4884

Profiles, siehe Art. 4884



# 4899

## HW Profil- und Konterprofilgarnitur - Wechselsmesser

TC Profile- and counterprofile cutterset for doors - Reversible knife



- WP-Profilmesserkopf mit Stahltragkörper zum Fräsen von Profil und Konterprofil an Massivholz-Rahmentüren. Zehn verschiedene Profilfräsergarnituren. Ausführungen für manuellen Vorschub.
- TC-Profile cutterhead with steel tool body and reversible knives for profiles and counter profiles in solid wood framed doors. Ten different profilecuttersets. Layout for manual feed.

HB= 30-40

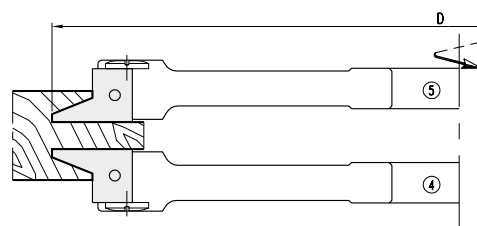
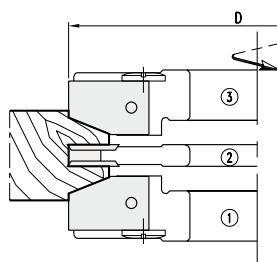
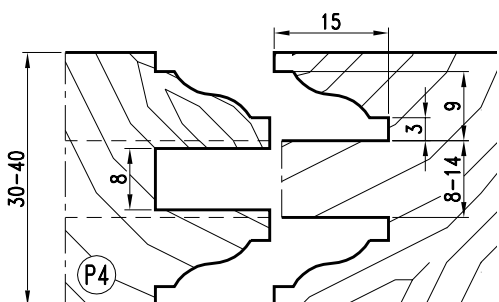
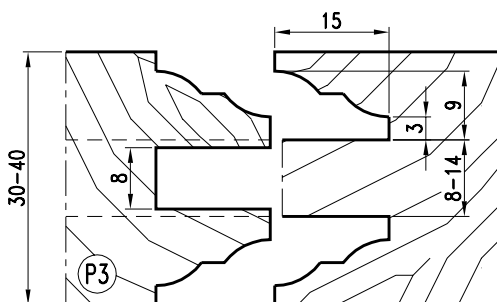
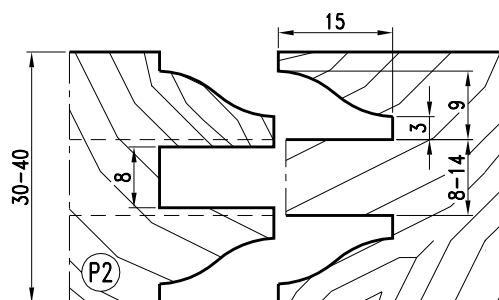
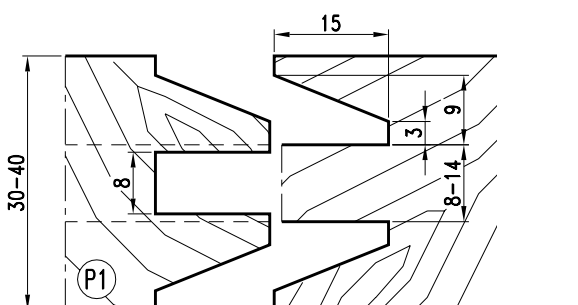
MAN HW

Nr.	D	B	d	Z	V	n min -n max	PG	Art. Nr.
1	140	20	50	3		5500-9500	02	<b>4899.140.020</b> ●
2		8	50	4	4	5500-9500	02	<b>5149.140.008</b>
3		20	50	3		5500-9500	02	<b>4899.140.120</b> ●
4	302	20	50	3		2600-4400	02	<b>4899.302.020</b> ●
5		20	50	3		2600-4400	02	<b>4899.302.120</b> ●

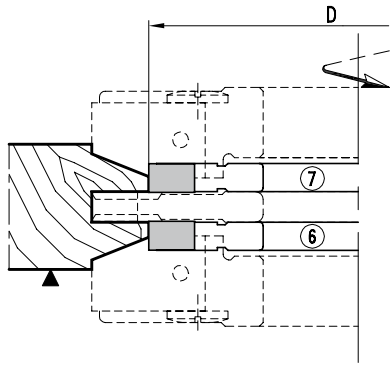
● ohne Wechselsmesser ● cutterheads supplied without knives

### Wechselsmesser/Ersatzteile • Reversible knives/Spare parts

	P	Dim.	Nr.	PG	Art. Nr.
Wechselsmesser • Reversible knife	P1	20x30x2 (P1)	1	02	<b>785.601</b>
	P1	20x30x2 (P1)	3	02	<b>785.602</b>
	P1	20x30x2 (P1)	4	02	<b>785.603</b>
	P1	20x30x2 (P1)	5	02	<b>785.604</b>
	P2	20x30x2 (P2)	1	02	<b>785.605</b>
	P2	20x30x2 (P2)	3	02	<b>785.606</b>
	P2	20x30x2 (P2)	4	02	<b>785.607</b>
	P2	20x30x2 (P2)	5	02	<b>785.608</b>
	P3	20x30x2 (P3)	1	02	<b>785.609</b>
	P3	20x30x2 (P3)	3	02	<b>785.610</b>
	P3	20x30x2 (P3)	4	02	<b>785.611</b>
	P3	20x30x2 (P3)	5	02	<b>785.612</b>
	P4	20x30x2 (P4)	1	02	<b>785.613</b>
	P4	20x30x2 (P4)	3	02	<b>785.614</b>
	P4	20x30x2 (P4)	4	02	<b>785.615</b>
	P4	20x30x2 (P4)	5	02	<b>785.616</b>
		7,5x12x1,5	2	02	<b>750.097</b>
Spannkeil • Clamping wedge			1	02	<b>707.080</b>
			2	02	<b>707.002.07</b>
			3	02	<b>707.081</b>
			4	02	<b>707.082</b>
			5	02	<b>707.083</b>
Gewindestift • Screw		M5x16		02	<b>705.582</b>
		M8x16		02	<b>705.542</b>
Vorschneider • Spur		14x14x2		02	<b>750.111</b>
Spannschraube • Screw		M5x6		02	<b>705.424</b>
Sechskantschlüssel • T Wrench		SW2,5 (M5)		02	<b>706.102</b>
		SW4 (M8)		02	<b>706.104</b>



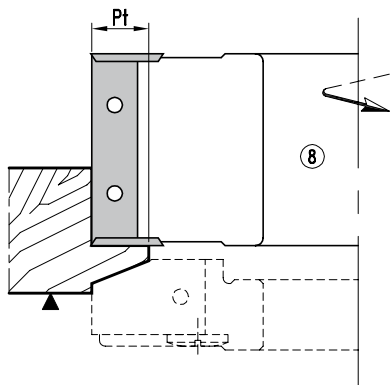




**HB= 30-40**


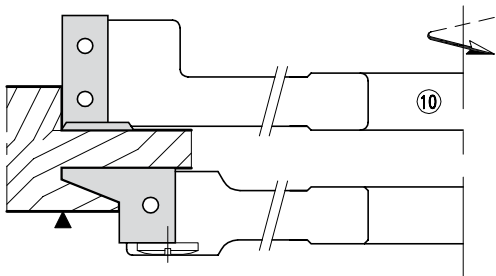
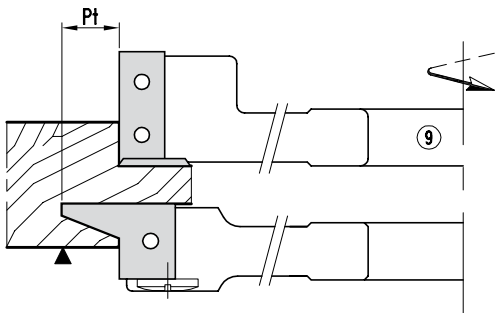
**HW**

Nr.	D	B	d	Z	V	Pt	n min-n max	PG	Art. Nr.
6	110	7,6	50	3			6900-12000	02	<b>4899.110.008</b>
7		7,6	50	3			6900-12000	02	<b>4899.110.108</b>
8	132	30,0	50	3	3	11	5800-10000	02	<b>4899.132.030</b>
8		50,0	50	3	3	11	5800-10000	02	<b>4899.132.050</b>
8	140	50,0	50	4	4	15	5500-9500	02	<b>5769.140.050</b>
9	272	30,0	50	3	3	15	2800-4800	02	<b>5249.272.230</b>
9	280	30,0	50	3	3	11	2800-4700	02	<b>5249.280.230</b>
10	302	30,0	50	3	3		2600-4400	02	<b>5249.302.230</b>



**Wechselmesser/Ersatzteile • Reversible knives/Spare parts**

	Dim.	Nr.	PG	Art. Nr.
Wechselmesser • Reversible knife	7,5x12x1,5	6/7	02	<b>750.097</b>
	30x12x1,5	9/10	02	<b>750.104</b>
	50x12x1,5	8	02	<b>750.106</b>
Spannkeil • Clamping wedge		6/7	02	<b>707.002.07</b>
		9/10	02	<b>707.130.30</b>
		8	02	<b>707.130.50</b>
Gewindestift • Screw	M6x12	6/7	02	<b>705.533</b>
	M8x16		02	<b>705.542</b>
Vorschneider • Spur	14x14x2		02	<b>750.111</b>
Spannschraube • Screw	M5x8		02	<b>705.422</b>
Sechskantschlüssel • T Wrench	SW3 (M6)		02	<b>706.103</b>
	SW4 (M8)		02	<b>706.104</b>



**4899****HW Profil- und Konterprofilgarnitur - Wechseltmesser**

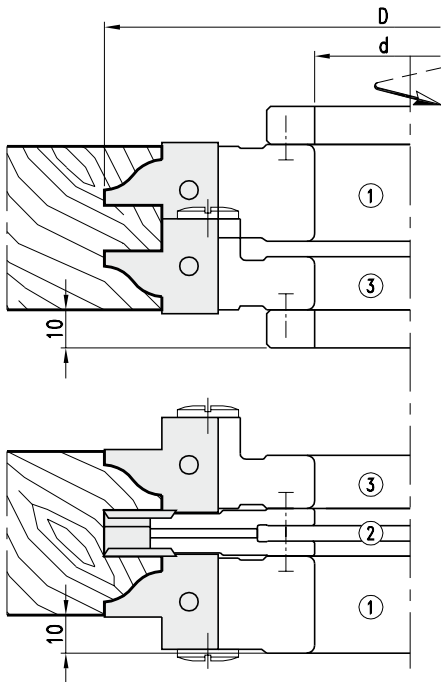
TC Profile- and counterprofile cutterset for doors - Reversible knife



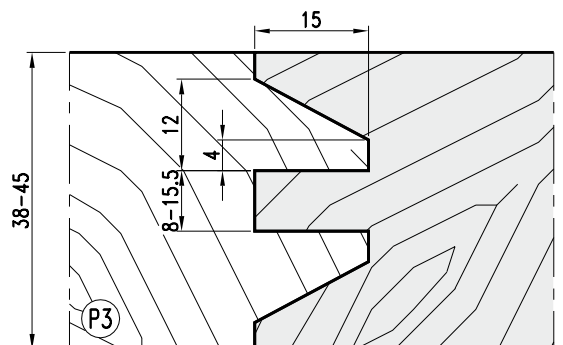
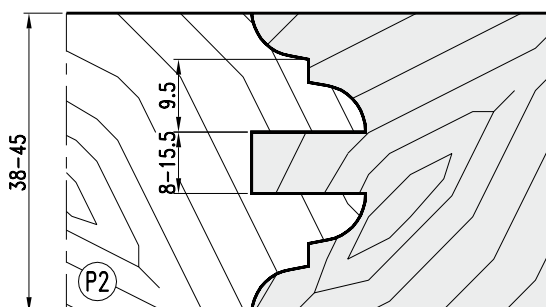
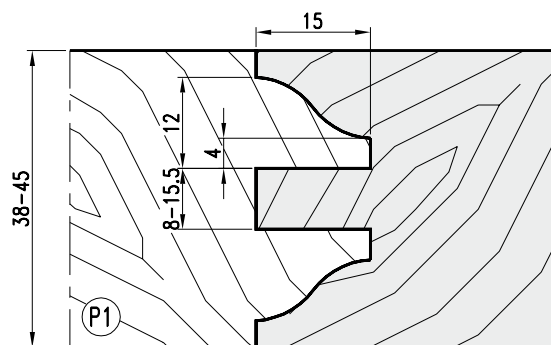
- WP-Profilmesserkopf mit Stahltragkörper zum Fräsen von Profil und Konterprofil an Massivholz-Rahmentüren. Garnitur aus drei verschiedenen Profilfräsern. Ausführungen für manuellen Vorschub.
- TC-Profilmesserkopf mit Stahltragkörper und Wechseltmessern für Profile und Konterprofile in Massivholz-Rahmentüren. Set mit drei verschiedenen Profilfräsern. Layout für manuellen Vorschub.

**MAN HW**

Nr.	D	B	d	Z	V	n min -n max	PG	Art. Nr.
1	160	25	30/50	2		4800-8300	02	<b>4894.160.025 ●</b>
2		8-15	30/50	4	4	4800-8300	02	<b>4894.160.008</b>
3		25	30/50	2		4800-8300	02	<b>4894.160.125 ●</b>
Garnitur (1+2+3) • Cutterset (1+2+3)							02	<b>4894.000.000</b>

**Wechseltmesser/Ersatzteile • Reversible knives/Spare parts**

	P	Dim.	Nr.	PG	Art. Nr.
Wechseltmesser • Reversible knife	P1	29,5x25x2	1	02	<b>785.502</b>
	P1	29,5x25x2	3	02	<b>785.501</b>
	P2	29,5x25x2	1	02	<b>785.504</b>
	P2	29,5x25x2	3	02	<b>785.503</b>
	P3	29,5x25x2	1	02	<b>785.506</b>
	P3	29,5x25x2	3	02	<b>785.505</b>
Spannkeil • Clamping wedge		7,5x12x1,5	2	02	<b>750.097</b>
			1	02	<b>707.531</b>
			2	02	<b>707.002.06</b>
Gewindestift • Screw			3	02	<b>707.530</b>
		M5x12	2	02	<b>705.523</b>
Vorschneider • Spur		M6x16	1/3	02	<b>705.535</b>
			14x14x2	02	<b>750.111</b>
Spannschraube • Screw		M5x8		02	<b>705.422</b>
Sechskantschlüssel • T Wrench		SW2,5		02	<b>706.102</b>
		SW3		02	<b>706.103</b>

**168****ProChipper®**

www.pro-lock.de

# 4839

## HW Sprossen- und Leisten-Fräsergarnitur - Wechselmesser TC Beads and moulding cutterset - Reversible knife



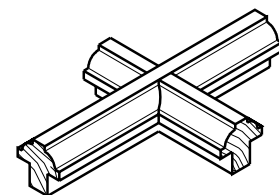
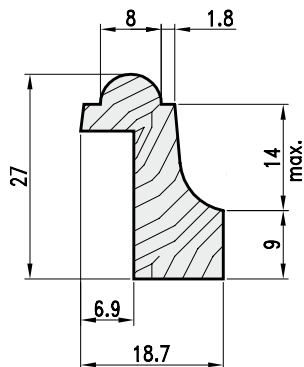
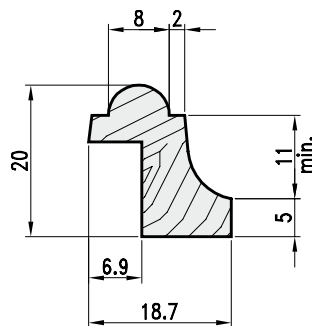
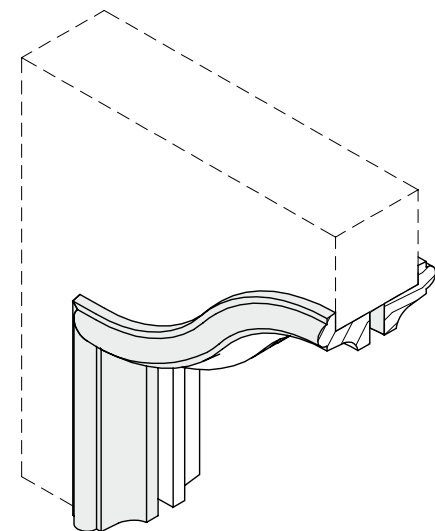
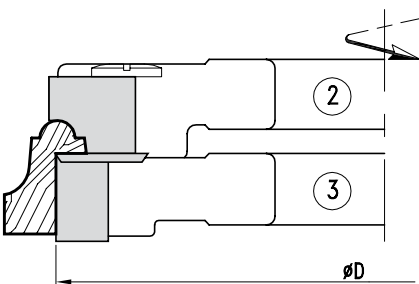
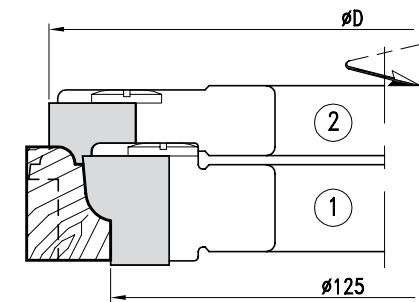
- WP-Profilmesserkopf mit Stahltragkörper zum Fräsen von Sprossen und Leisten an Massivholz-Rahmentüren. Garnitur aus drei verschiedenen Profilfräsern. Ausführungen für manuellen Vorschub.
- TC-Profile cutterhead with steel tool body and reversible knives for beads and mouldings in solid wood framed doors. Set with three different profilecutters. Layout for manual feed.

MAN HW

Nr.	D	B	d	Z	n min -n max	PG	Art. Nr.
1	138	25	30/50	3	5600-9600	02	<b>4839.138.025</b>
2	153	20	30/50	3	5000-8600	02	<b>4839.153.020</b>
3	151	20	30/50	3	5000-8600	02	<b>4839.151.020</b>

### Wechselmesser/Ersatzteile • Reversible knives/Spare parts

	Nr.	Dim.	PG	Art. Nr.
Wechselmesser • Reversible knife	1	25x20x2	02	<b>785.774</b>
	2	20x20x2	02	<b>785.775</b>
	3	20x12x1,5	02	<b>750.102</b>
Spannkeil • Clamping wedge	1		02	<b>707.002.23</b>
	2		02	<b>707.576.01</b>
	3		02	<b>707.133.20</b>
Gewindestift • Screw		M8x16	02	<b>705.542</b>
Vorschneider • Spur		14x14x2	02	<b>750.111</b>
Spannschraube • Screw		M5x8	02	<b>705.422</b>
Sechskantschlüssel • T Wrench		SW4	02	<b>706.104</b>




- 01 Sägen
- 02 Zeispanen
- 03 Hobeln/Fräsen
- 04 Profilfräsen
- 05 Nut- und Federfräsen
- 06 Oberfräsen
- 07 Bohren
- 08 PKD-Werkzeuge
- 09 Spannen
- 10 Ersatzteile
- 11 Informationen

**5279**

## HW Abplattfräser - Wechselmesser

### TC Panel raising cutter - Reversible knife

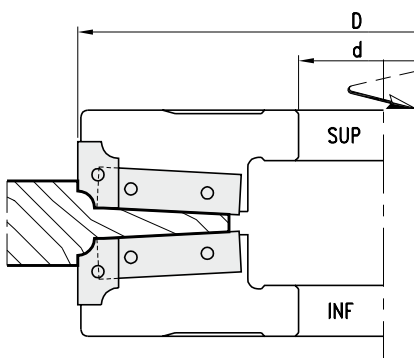


- WP-Profilmesserkopf mit Stahltragkörper zum Abplatten von Rahmenfüllungen. Profilmesserkopf für drei verschiedene Abplattprofile zum einseitigen oder beidseitigen Abplatten. Ausführungen für manuellen Vorschub.
- TC-Panel raising cutter with steel tool body and reversible knives for solid wood panels. Cutterhead for three different panel raising profiles by knife change. Layout for manual feed.

**MAN HW**

D	B	d	Z	n min -n max	PG	SUP	INF
180	30	30/50	2+2	4300-7400	02	<b>5279.180.030</b>	• <b>5279.180.130</b> •

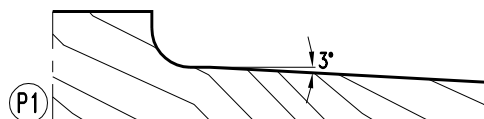
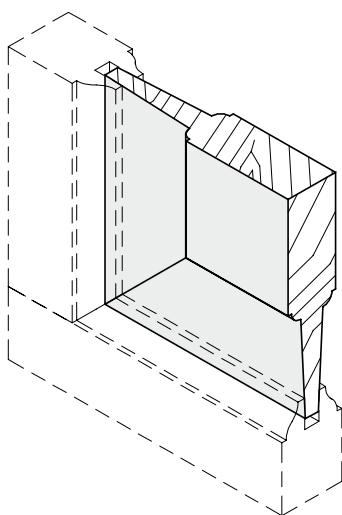
- Abplattfräser wird mit P1 geliefert, auf Anfrage mit P2, P3 oder Profilen nach Wunsch
- Cutterhead equipped with tips for basic profile P1




#### Wechselmesser/Ersatzteile • Reversible knives/Spare parts

	Dim.	Nr.	PG	Art. Nr.
Wendemeser • Reversible knife	20x12x1,5	1(SUP)	02	<b>781.111</b>
	20x12x1,5	2	02	<b>781.112</b>
	20x12x1,5	3	02	<b>781.113</b>
	20x12x1,5	1(INF)	02	<b>781.114</b>
	20x12x1,5	2	02	<b>781.115</b>
	20x12x1,5	3	02	<b>781.116</b>
Spannkeil • Clamping wedge		SUP	02	<b>707.273</b>
		INF	02	<b>707.275</b>
Wendemeser • Reversible Knife	50x12x1,5		02	<b>750.106</b>
Spannkeil • Clamping wedge		SUP	02	<b>707.274</b>
		INF	02	<b>707.276</b>
Gewindestift • Screw	M8x16		02	<b>705.542</b>
Sechskantschlüssel • T Wrench		SW4	02	<b>706.104</b>
Einstelllehre • Adjusting gauge	1,0		02	<b>709.504</b>

- Standardprofil P1 und weitere Profilmöglichkeiten
- Basic profile P1 and further profile variations



Weitere Profilmöglichkeiten • Further profile variations

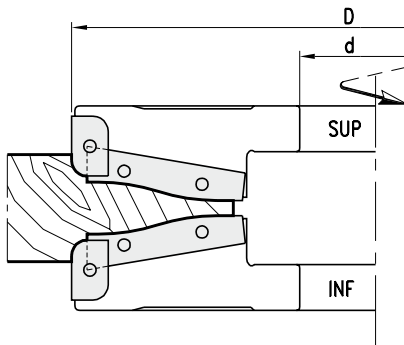
**5279****HW Abplattfräser - Wechselsmesser***TC Panel raising cutter - Reversible knife*

- WP-Profilmesserkopf mit Stahltragkörper zum Abplatten von Rahmenfüllungen. Profilmesserkopf für drei verschiedene Abplattprofile zum einseitigen oder beidseitigen Abplatten. Ausführungen für manuellen Vorschub.
- *TC-Panel raising cutter with steel tool body and reversible knives for solid wood panels. Cutterhead for three different panel raising profiles by knife change. Layout for manual feed.*

**MAN HW**

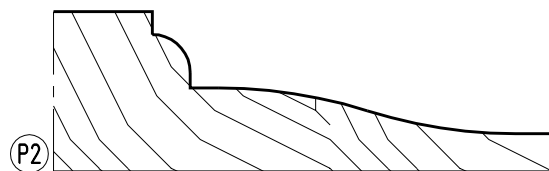
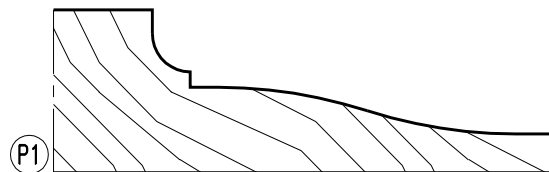
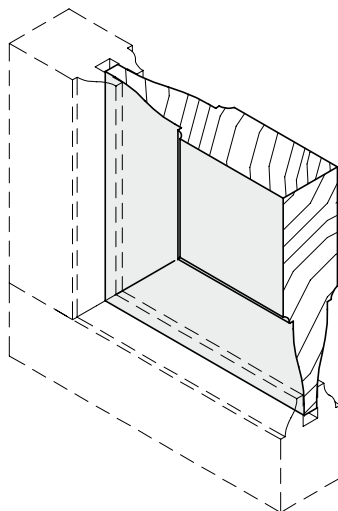
D	B	d	Z	n min -n max	PG	SUP	iNF
200	30	30/50	2+2	3900-6600	02	<b>5279.200.030</b>	● <b>5279.200.130</b> ●

- Abplattfräser wird mit P1 geliefert, auf Anfrage mit P2, P3 oder Profilen nach Wunsch
- *Cutterhead equipped with tips for basic profile P1*

**Wechselsmesser/Ersatzteile • Reversible knives/Spare parts**

	Dim.	Nr.	PG	Art. Nr.
Wechselsmesser • <i>Reversible knife</i>	20x12x1,5	1(SUP)	02	<b>781.111</b>
	20x12x1,5	2	02	<b>781.112</b>
	20x12x1,5	3	02	<b>781.113</b>
	20x12x1,5	1(INF)	02	<b>781.114</b>
	20x12x1,5	2	02	<b>781.115</b>
	20x12x1,5	3	02	<b>781.116</b>
Spannkeil • <i>Clamping wedge</i>		SUP	02	<b>707.273</b>
		INF	02	<b>707.275</b>
Wendemeser • <i>Reversible Knife</i>	60x12x1,5	SUP	02	<b>781.120</b>
	60x12x1,5	INF	02	<b>781.121</b>
Spannkeil • <i>Clamping wedge</i>		SUP	02	<b>707.272</b>
		INF	02	<b>707.277</b>
Gewindestift • <i>Screw</i>	M8x16		02	<b>705.542</b>
Sechskantschlüssel • <i>T Wrench</i>	SW4		02	<b>706.104</b>
Einstelllehre • <i>Adjusting gauge</i>	1,0		02	<b>709.504</b>

- Standardprofil P1 und weitere Profilmöglichkeiten
- *Basic profile P1 and further profile variations*

Weitere Profilmöglichkeiten • *Further profile variations*

01



02



03



04



05



06



07



08



09



10




11



**5279**

## HW Abplattfräser - Wechselmesser

TC Panel raising cutter - Reversible knife

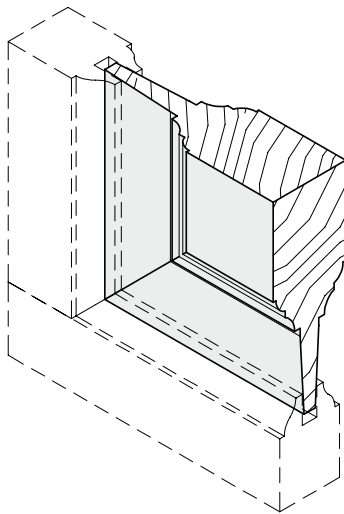
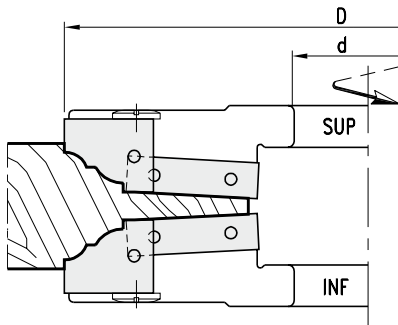


- WP-Profilmesserkopf mit Stahltragkörper zum Abplatten von Rahmenfüllungen. Profilmesserkopf für vier verschiedene Abplattprofile zum einseitigen oder beidseitigen Abplatten. Ausführungen für manuellen Vorschub.
- TC-Panel raising cutter with steel tool body and reversible knives for solid wood panels. Cutterhead for four different panel raising profiles by knife change. Layout for manual feed.

**MAN HW**

D	B	d	Z	n min -n max	PG	SUP	INF
205	30	30/50	2+2	3700-6300	02	<b>5274.205.030</b>	● <b>5274.205.130</b> ●

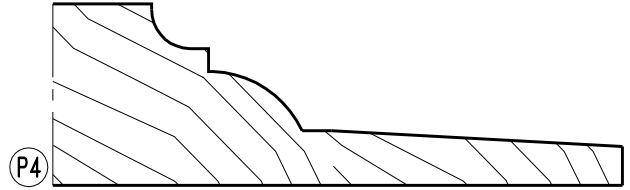
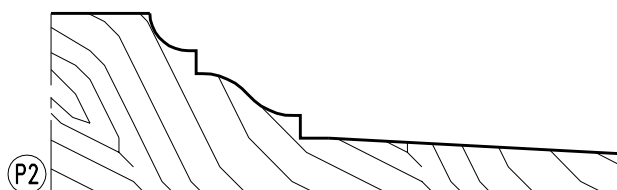
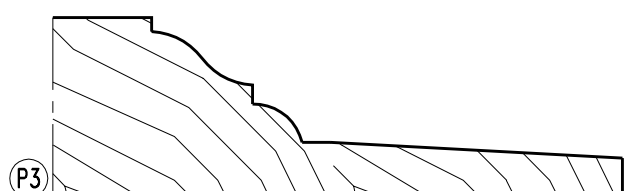
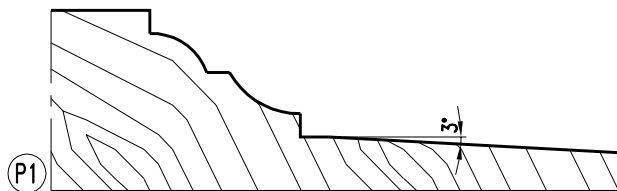
- Abplattfräser wird mit P1 geliefert, auf Anfrage mit P2, P3 oder Profilen nach Wunsch
- Cutterhead equipped with tips for basic profile P1



### Wechselmesser/Ersatzteile • Reversible knives/Spare parts

	Dim.	Nr.	PG	Art. Nr.
Wechselmesser • Reversible knife	25x30x2	1(SUP)	02	<b>782.501</b>
	25x30x2	2	02	<b>782.502</b>
	25x30x2	3	02	<b>782.503</b>
	25x30x2	4	02	<b>782.504</b>
	25x30x2	1(INF)	02	<b>782.505</b>
	25x30x2	2	02	<b>782.506</b>
	25x30x2	3	02	<b>782.507</b>
	25x30x2	4	02	<b>782.508</b>
Spannkeil • Clamping wedge		SUP	02	<b>707.561</b>
		INF	02	<b>707.953</b>
Wendemeser • Reversible knife	50x12x1,5		02	<b>750.106</b>
Spannkeil • Clamping wedge		SUP	02	<b>707.144</b>
		INF	02	<b>707.139</b>
Gewindestift • Screw	M8x16		02	<b>705.542</b>
	M10x16		02	<b>705.551</b>
Sechskantschlüssel • T Wrench	SW4		02	<b>706.104</b>
	SW5		02	<b>706.105</b>

- Standardprofil P1 und weitere Profilmöglichkeiten
- Basic profile P1 and further profile variations



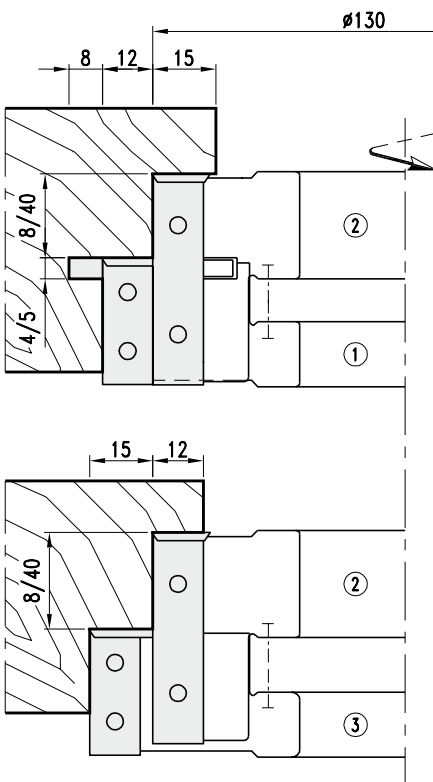
Weitere Profilmöglichkeiten • Further profile variation



**5299**

# HW Türblatt- Doppelfalz Fräsgarnitur - Wendemesser

TC Doorblade- double rebate cutterset - Reversible knife



- WP-Doppelfalz-Messerkopf mit Stahltragkörper zum Fräsen von Doppelfalzprofilen mit und ohne Rahmendichtung. Für Weich- und Harthölzer, Verbundwerkstoffe. Ausführungen für manuellen Vorschub.
- TC-Double rebate cutterhead with steel tool body and reversible knives for double rebate profiles with and without frame seals. For softwood, hardwood and compound materials. Layout for manual feed.

**MAN HW**

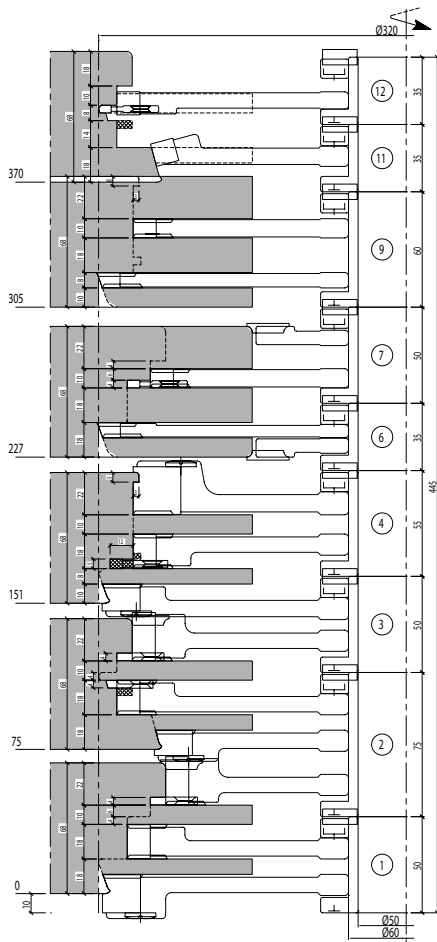
Nr.	D	B	d	Z	V	I	n min -n max	PG	Art. Nr.
1	154	30	50	2	2	2	5000-8600	02	<b>5299.154.030</b>
2	130	50	50	2	2		5800-10000	02	<b>5299.130.050</b>
3	160	30	50	2	2		4800-8200	02	<b>5299.160.030</b>
4	140	30	50	2	2		5500-9500	02	<b>5299.140.030</b>
5	124	30	50	2	2		6400-11100	02	<b>5299.124.030</b>

- Garnitur wird mit Nutmesser 4 mm geliefert, Nutmesser 5 mm auf Anfrage. Auf Wunsch mit Abrundmesser lieferbar.
- Supplied with grooving knife 4mm, grooving knife 5mm on demand. Optionally with rounding knives.

### Wendemesser/Ersatzteile • Reversible knives/Spare parts

	Dim.	Nr.	PG	Art. Nr.
Wendemesser • Reversible knife	30x12x1,5		02	<b>750.104</b>
	50x12x1,5		02	<b>750.106</b>
Spannkeil • Clamping wedge		1/3/4/5	02	<b>707.002.28</b>
		2	02	<b>707.002.48</b>
Gewindestift • Screw	M8x16		02	<b>705.542</b>
Vorschneider • Spur	14x14x2	2	02	<b>750.111</b>
Spannschraube • Screw	M5x8		02	<b>705.422</b>
Nutmesser • Grooving knife	17x35x4		02	<b>783.120</b>
	17x35x5		02	<b>783.121</b>
Schraube • Screw	M5x13,5		02	<b>705.318</b>
Sechskantschlüssel • T Wrench	SW3(M5)		02	<b>706.103</b>
	SW4(M8)		02	<b>706.104</b>



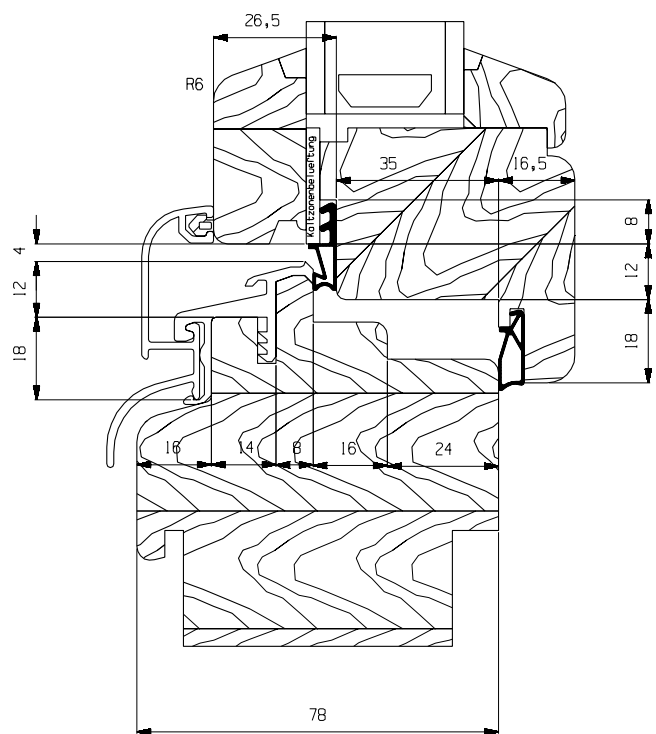
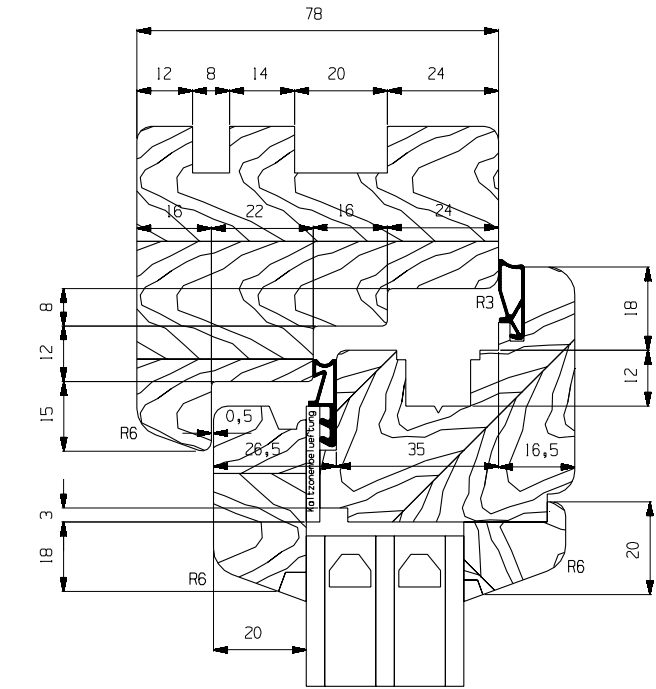
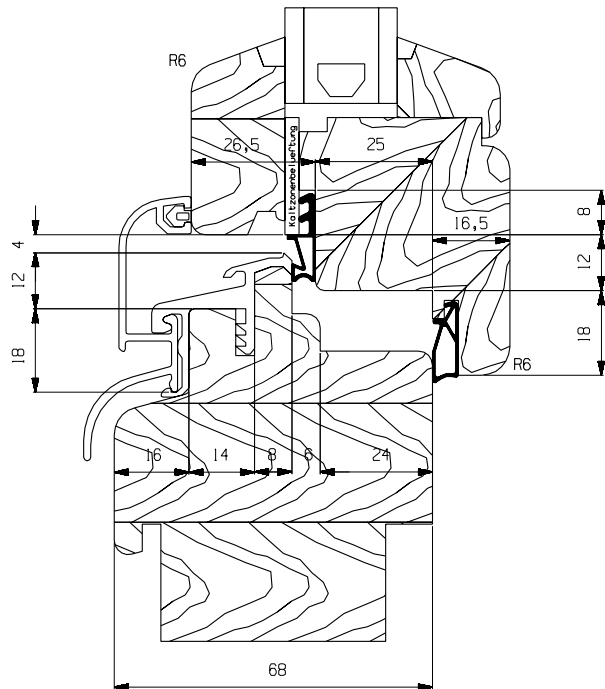
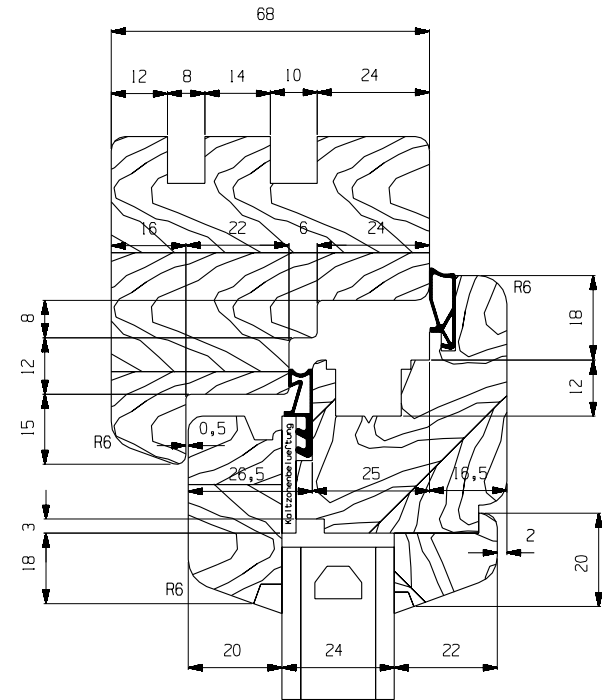


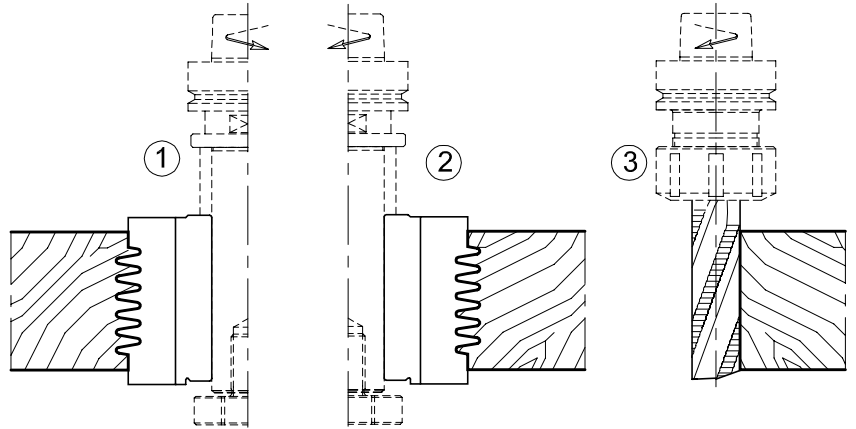
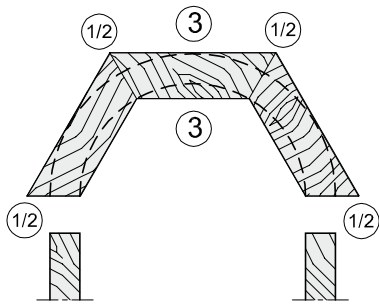
- Werkzeuge zur Fensterherstellung für alle Bearbeitungsmaschinen (manueller oder mechanischer Vorschub). Hergestellt konform zur Norm DIN EN-847-1.
- Fenstergarnituren werden auf die erforderlichen Nullabstimmungs-durchmesser aufgebaut.
- Alle Werkzeugsätze sind mit Schraubbüchsen verschraubt.
- Werkzeugsätze sind durchmesser- und höhenabgestimmt.

- Window tooling for all types of machinery (hand or mechanical feed), designed according to the European standard EN 847-1.
- Cutterhead sets mounted on sleeve with base diameter and height.
- Technical characteristics according to the machine and working conditions.

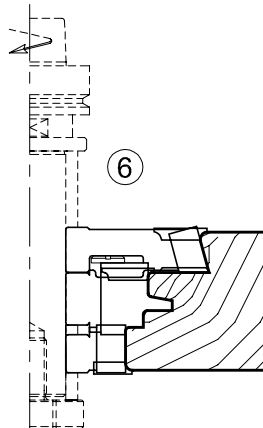
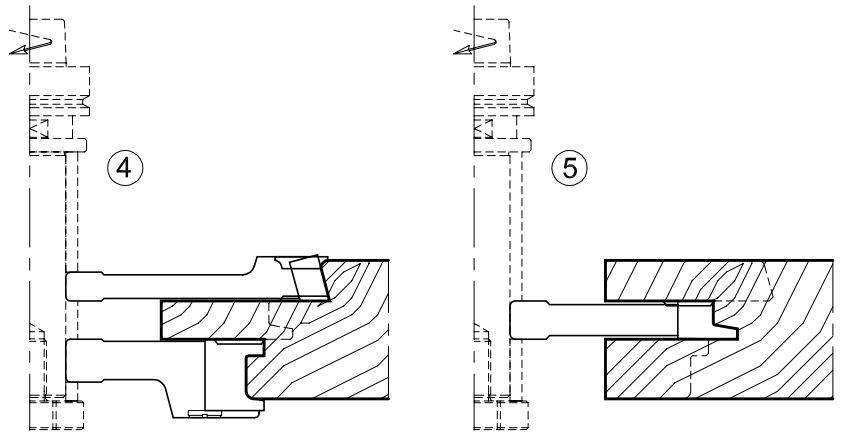
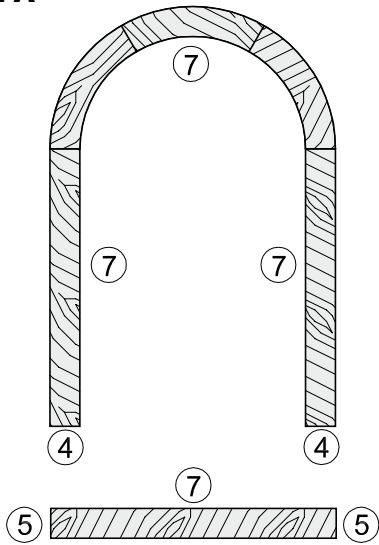




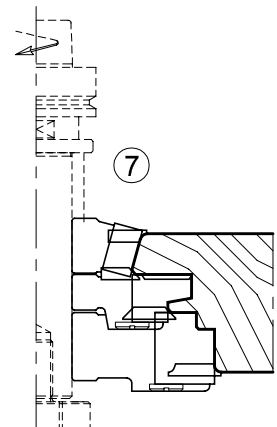
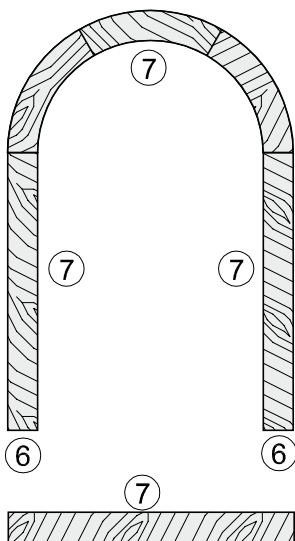


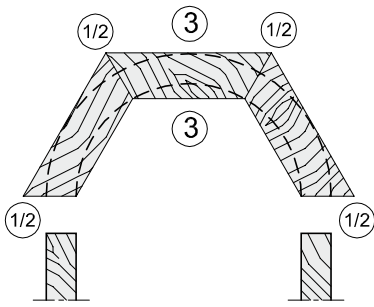


Option A

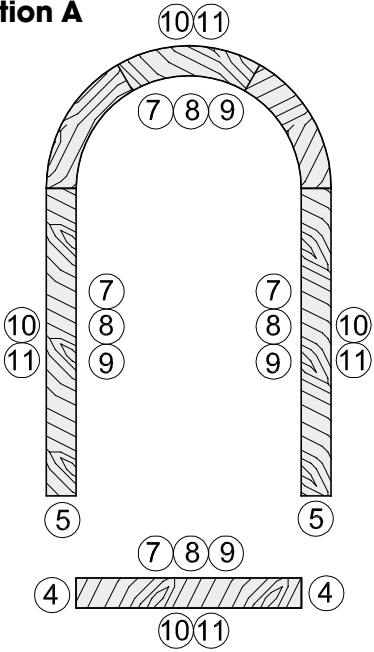


Option B

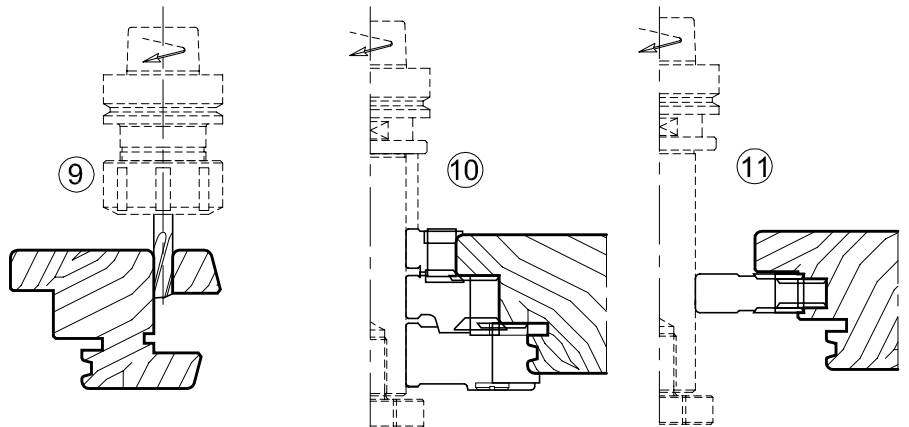
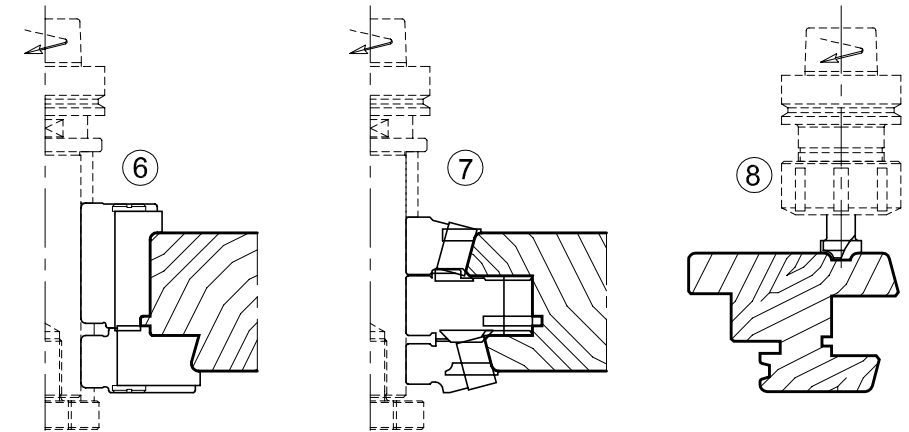
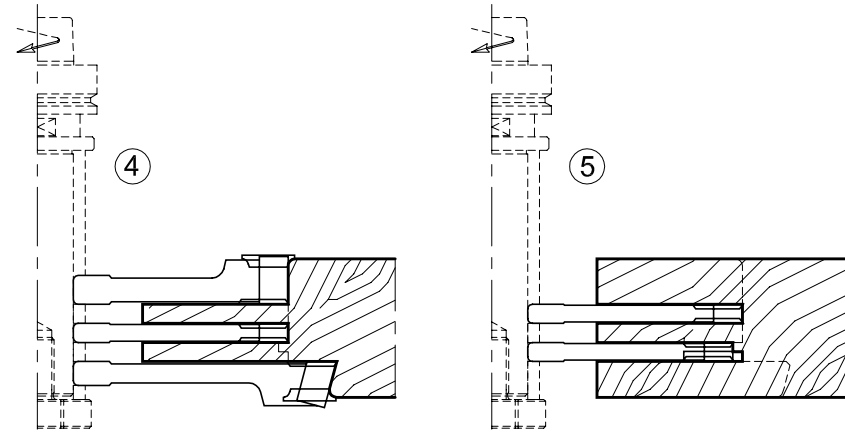
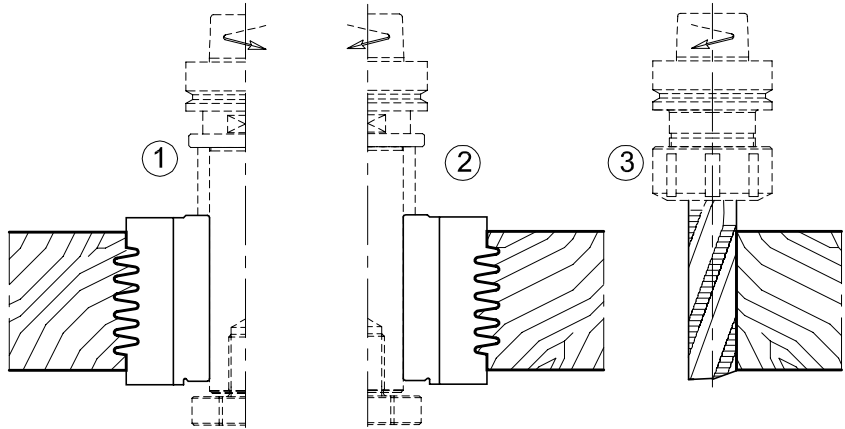
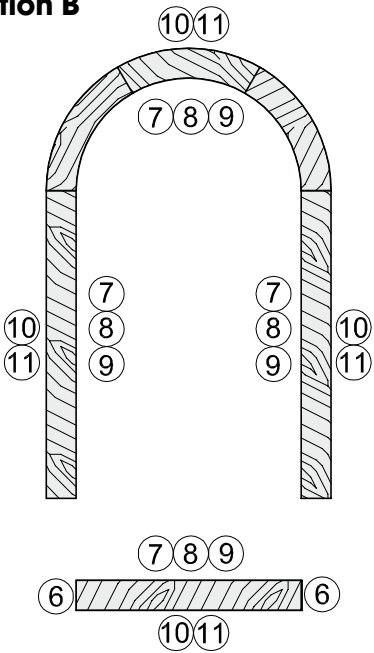





Option A



Option B

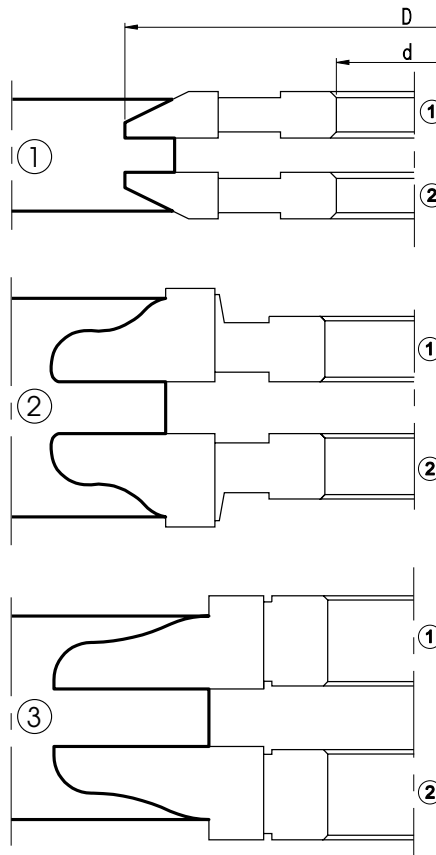




- HW-Profilmessenkopf mit Stahltragkörper zum Fräsen von Profil und Konterprofil an Aluminium-Profilen, drei verschiedene Profilvarianten. Ausführungen für mechanischen Vorschub.
- TC-Profile tipped cutterhead with steel tool body for profiles and counter profiles in aluminium-profiles. Three profile tool sets. Layout for mechanical feed.

							MEC	HW
Nr.	D	B	d	Z	PG	Art. Nr.		
<b>Profil 1 • Profile 1</b>								
1	100	7,5	32	8	02	<b>8974.100.008</b>		
2	100	7,5	32	8	02	<b>8974.100.108</b>		
1+2					02	<b>8974.001.000</b>		
<b>Profil 2 • Profile 2</b>								
1	120	15	32	6	02	<b>8974.120.015</b>		
2	120	15	32	6	02	<b>8974.120.115</b>		
1+2					02	<b>8974.002.000</b>		
<b>Profil 3 • Profile 3</b>								
1	120	15	32	6	02	<b>8974.120.215</b>		
2	120	15	32	6	02	<b>8974.120.315</b>		
1+2					02	<b>8974.003.000</b>		

- Fräswerkzeuge mit Bohrung, profiliert
- Tools with bore, profiled



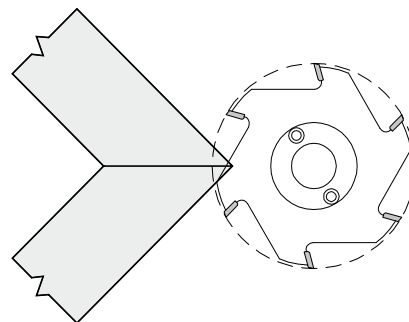
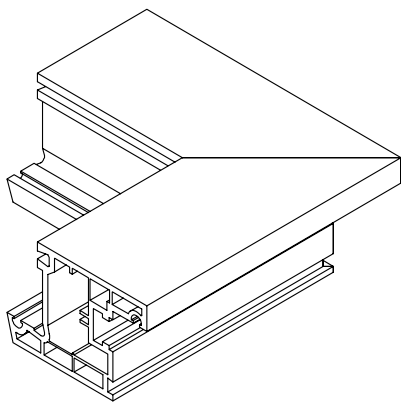


**Verputzfräser** (auf Anfrage)

Zum Überfräsen der verschweißten Gehrungsprofile

**Deburring cutters** (under request)

To clear welding excess on PVC windows and frames.  
Profiles compensated at 45° and set up to each job.



**Profil-Konterprofilfräser** (auf Anfrage)

Zum Fräsen von PVC-Profilen.

**Counterprofile cutters** (under request)

For milling counter profiles a 90°.

